Green Choice®
Eco - Friendly Electric Motors

Century®

Pump Motors for Swimming Pools, Spas & Jetted Tubs

Bulletin 1081

A Regal Brand

REGAL

Century®

The ***Key*** *to Choosing the Correct* **Replacement Pool Pump Motor –**

Multiply ***Nameplate Horsepower*** by ***Service Factor*** of the motor being replaced, then look for the right replacement with ***Equal*** or slightly ***Higher Total Horse-power*** to Ensure Proper Performance!

HP X SF = THP

THESE TWO MOTORS ARE NOT THE SAME

USQ1102			
THERMALLY PROTECTED			
MOTOR MOD C48K2PA104A3			SER
VOLTS 115/230			HP 1
MAX LOAD	AMPS 15.3/7.6		PH 1
RPM 3450	FR 48Y		HZ 60
			SF 1.25
INSUL CLASS B	AMB 50˚C	TIME RATING	CONT.
TYPE UAC	CENTURY		

1 HP X 1.25 SF = 1.25 THP

SQ1102			
THERMALLY PROTECTED			
MOTOR MOD C48L2PA103A3			SER
VOLTS 115/230			HP 1
MAX LOAD	AMPS 19.2/9.6		PH 1
RPM 3450	FR 48Y		HZ 60
			SF 1.65
INSUL CLASS B	AMB 50˚C	TIME RATING	CONT.
TYPE UAC	CENTURY		

1 HP X 1.65 SF = 1.65 THP

THESE TWO MOTORS ARE THE SAME

SQ1072			
THERMALLY PROTECTED			
MOTOR MOD C48K2PA104A2			SER
VOLTS 115/230			HP 3/4
MAX LOAD	AMPS 15.3/7.6		PH 1
RPM 3450	FR 48Y		HZ 60
			SF 1.65
INSUL CLASS B	AMB 50˚C	TIME RATING	CONT.
TYPE UAC	CENTURY		

.75 HP X 1.65 SF = 1.25 THP

USQ1102			
THERMALLY PROTECTED			
MOTOR MOD C48K2PA104A3			SER
VOLTS 115/230			HP 1
MAX LOAD	AMPS 15.3/7.6		PH 1
RPM 3450	FR 48Y		HZ 60
			SF 1.25
INSUL CLASS B	AMB 50˚C	TIME RATING	CONT.
TYPE UAC	CENTURY		

1 HP X 1.25 SF = 1.25 THP

Contents

Pool and Spa Motor Replacement Guide 2-4
ECM Variable Speed Pool Motors 5-6
Two-Speed Pool Motors with Integrated Timer 7
Centurion PRO Motors 8
Guardian Single-Speed SVRS Motors 9
Two Compartment – C-Face Pool Motors 10-11
Centurion – C-Face Pool and Spa Pump Motors 12-14
Two Compartment – Square Flange Pool Motors 15-16
Centurion – Square Flange Pool and Spa Motors 17-18
Above Ground – Flex 48 Pool and Spa Motors 19
Waterway Replacement Spa Motors 20
Sta-Rite Direct Replacement Spa Motors 21
Hoffinger (Doughboy/Lomart) Replacement Motors 22
Pool Cleaner Motors 22
Purex Direct Replacement Motors 23
Pentair/Pac Fab Direct Replacement Motors 23
Special Direct Replacement Pump Motors 24
Hayward Northstar Replacement Motors 25
Hayward TriStar Replacement Motors 25
Three Phase Pool Pump Motors 26
Three Phase Square Flange Pool and Spa Motors 26
Three Phase (Squirrel Cage) Pool Pump Motors 27
Single Phase Jet Pump Motors 28-29
Commercial Pump Motors 30
Close-Coupled Pump Motors:
- Three Phase Dripproof Rigid Base Motors 31-32
- Three Phase TEFC Rigid Base Motors 33-34
- Single Phase Dripproof Rigid Base Motors 35

Speed Engineered® Motors 36-37
Foot Notes Index 38-39
Stock Motor Index 40-41
Statement of Warranty Policy 42
How to Read Date Codes on Motor Nameplates & Labels 42

Centurion Pool & Spa Square Flange & C-face Replacement Guide

Before using the Pool & Spa Motor Replacement Guide, you will need to know the horsepower (1), the service factor (2) of the original motor, and the name and/or the manufacturer of the pump on which the motor is used. The sample nameplate below shows the location of the horsepower and service factor.

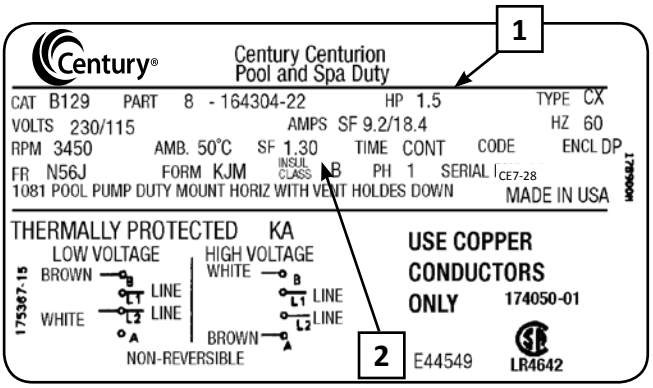

Find your pump brand, listed in alphabetical order at the right. Read across from the pump name and find the group of Century® catalog motors that will mechanically fit. These groups are labeled "A" through "E". The service factor for each horsepower is shown in these groups below. Match the manufacturer of the pump, the horsepower, and the service factor and you will have a suitable replacement motor.

Name of Pump OEM or Brand Name	Group
Americana, American Eagle	A
American Ultra-flow or Power Pump	C
Aqua Flo C-face	B
Aqua Flo Dominator	A,B,C
Arneson Pool Sweep	D
Hayward Northstar	E
Baker Hydro Hydron	A
Hayward Super Pump or Super Pump II	A
Hayward Max-Flo	A
ITT Marlow Argonaut	A
Jacuzzi Bros. Bronze	B
Jacuzzi Bros. Cygnet	C
Jacuzzi Bros. Plastic	A
Jacuzzi Bros. Magnum (E-Plus® columns only)	A
Letro	D
Pac Fab Challenger	C
Pac Fab Hydro Pump	B
Pac Fab Pinnacle	C
Polaris Vac-Sweep PB4 Booster Pump	D
Premier/Springwater	B
Purex/Hydrotech	A
Purex Whisperflo	C
Sta-Rite Dura-Glas or Max-E-Glas	C
Sta-Rite Dura-Glas II or Max-E-Glas II	C
Speck Pumps, Models 90, 98, 423, 433, 21-80	A
Wet Institute	B
Zodiac (Jandy) Stealth	A,C

Two-speed and three-phase motors available for most applications. Contact your distributor or Century® for more details.

Group "A"

C-face Threaded Shaft (56J)

Hp	Service Factor	Voltage	CENTURION® Standard Efficiency Alum. Cat. No.	E-PLUS® Energy Efficient Alum. Cat. No.
½	1.60	230/115	B126	B657
¾	1.00	230/115	B227SE	B657
	1.50	230/115	B127	B638
1	1.00	230/115	B228SE	B638
	1.40	230/115	B128	B654
1½	1.00	230/115	B229SE	B654
	1.30	230/115	B129	B796
2	1.00	230/115	B230SE	B796
	1.20	230/115	B836	—
	1.20	230	B130	B809
2½	1.00	230	B231SE	B809
3	1.15	230	B131	B818
4	1.25	230	—	B116

Group "B"

C-face Keyed Shaft (56C)

Hp	Service Factor	Voltage	Centurion® Standard Efficiency Alum. Cat. No.	E-Plus® Energy Efficient Alum. Cat. No.
½	1.60	230/115	B120	—
¾	1.50	230/115	B121	—
1	1.40	230/115	B122	B653
1½	1.30	230/115	B123	B795
2	1.20	230/115	B835	—
	1.20	230	B124	B808
3	1.15	230	B125	B817

Group "C"

Square Flange

Hp	Service Factor	Voltage	CENTURION® Standard Efficiency Cat. No.	CENTURION® E-Plus® Energy Efficient Cat. No.
⅓	1.95	230/115	—	—
½	1.30	23~0/115	B2852	—
	1.95	230/115	B2846	B845
¾	1.25	230/115	B2852	—
	1.65	230/115	B2847	B2661
1	1.25	230/115	B2853	—
	1.65	230/115	B2848	B2841
1½	1.10	230/115	B2854	—
	1.50	230/115	B2858	—
	1.50	230	B849	B2842
2	1.10	230	B855	—
	1.30	230	B2748	B2843
2½	1.04	230	B2840	—
3	1.15	208-230	—	B2844

Group "D"

Pool Cleaner Replacement

Hp	Service Factor	Voltage	Shaft	Brand	Cat. No.
¾	1.50	230/115	Threaded	Polaris	B625
	1.50	230/115	Threaded	Arneson Uniseal	B662
	1.50	230/115	Threaded	Arneson Uniseal	B663
	1.50	230/115	Threaded	Letro	B667
	1.50	230/115	Threaded	Letro	B668

Group "E"

Northstar Hayward

Hp	Factor	Service Voltage	Cat. No.
¾	1.85	208-230/115	SN1072
1	1.40	208-230/115	USN1102
1	1.85	208-230/115	SN1102
1-½	1.25	208-230/115	USN1152
1-½	1.60	208-230/115	SN1152
2	1.20	208-230/115	USN1202
2	1.35	208-230	SN1202
3	1.20	208-230	USN1302
3	1.60	208-230	SN1302

Phone: 866.887.5216

Pool, Spa and Jetted Tubs
Thru-Bolt Motor Replacement Guide

To select the correct thru-bolt replacement motor, complete steps 1 through 4.

1. Is the manufacturer and model of your pump in the list of pump manufacturers and models below? If yes, the Century® motors from **Group S** and **Group T** in the tables below will fit your pump.
2. Identify the maximum rated horsepower of your motor. **Maximum Rated Hp = Horsepower (Hp) x Service Factor (SF)**
   Replacement motor horsepower must be equal to or greater than maximum rated horsepower.
3. What is the voltage?
4. Is the motor single- or two-speed? If single-speed select motor from **Group S**. If two-speed, select motor from **Group T**.

Group S Single-speed

Hp (Max. Rated)	Voltage	Cat. No.
1/2	115	BN23V1
3/4	115	BN24V1
1	115	BN25V1
1 1/2	230/115	BN35SS
1 1/2	115	BV35V1
2	230/115	BN40SS

Pump Manufacturer & Model	Group
American Products	
American II	S or T
Maxim "C"	S or T
Maxim "S"	S or T
Aqua Flo	
Flo-Master	S or T
Tub Master	S
G/G Industries	
Olympian	S
Gruber	
Dura-Flo	S
Hayward Mfg.	
Matrix Series	S
Power Flo 1500 Series	S
Power Flo II 1700 Series	S
Power Flo II 1900 Series	S
Power Flo UN Series	S or T
Power Flo UN-LX Series	S or T
Power Flo II UN Series	T
Power Flo 1900SD Series	S

Hoffinger, Doughboy and Lomart

Cat. No.	Hp	Threads	Rotation	Replaces Hoffinger #
BV90	1.0	Right Hand	CW	300-1028 (1 Hp) 300-1027 (3/4 Hp)
BV91	1.0	Left Hand	CCW	300-1043 (1 Hp) 300-1017 (3/4 Hp)

Jacuzzi Bros.	
Inno-Tech J Series	S
JCM Series	S
Vector LVL Series*	S

Group T Two-speed

Hp (Max. Rated)	Voltage	Cat. No.
3/4 /.10	115	BN36
1/.12	115	BN37V1
1/.16	115	BN37V1
1 1/2 /.25	115	BN50V1
1 1/2 /.18	115	BN50V1
1 1/2 /.18	230	BN34V1
2 /.25	230	BN51
2 /.25	230	BN61

Pump Manufacturer & Model	Group
Jacuzzi Bros. (continued)	
LTVL Series	T
SLR Series	S
LRDV Series	S
LCU Series	S or T
LTCU Series	T
LCM Series	S
LTCM Series	T
PAC-FAB	
Dynamo	S or T
Dynamite	S or T
Premier/Springwater	
220-225-255 MKii Series	S or T
300, 320, 325, 355 Series	S
Speck	
Model E90 and E91	S or T
Sta-Rite	
Dura-Jet	S or T
Vico/Ultra-Jet	S
Ultra Flow	S
Waterway	
Bath Pump Self Drain	S
Hi-Flo Side Discharge	S or T
Hi-Flo Center Discharge	S or T
SVL56	C
Super Flo Side Discharge	S or T
Workhorse Side Discharge	S or T

Note:
* Pump rated for 115/230 Volt, check voltage supply to ensure replacement motor is suitable.

Century® Two Compartment Motor Replacement Guide

Group "SK"

Hp	Service Factor	Voltage	Stock Number	Conservationist
1/2	1.6	115/230	SK1052	CK1052
3/4	1.5	115/230	SK1072	CK1072
1	1.5	115/230	SK1102	CK1102
1.5	1.3	115/230	SK1152	SK1152
2	1.3	230	SK1202	SK1202
3	1.115	230	SK1302V1	SK1302V1

Group "SQ"

Hp	Service Factor	Voltage	Stock Number	Conservationist
1/2	1.9	115/230	SQ1052	QC1052
1/2	1.3	115/230	USQ1052	
3/4	1.65	115/230	SQ1072	QC1072
3/4	1.27	115/230	USQ1072	UQC1072
1	1.65	115/230	SQ1102	QC1102
1	1.25	115/230	USQ1102	UQC1102
1-1/2	1.47	230	SQ1152	SQ1152
1-1/2	1.1	115/230	USQ1152	UQC1152
2	1.3	230	SQ1202	SQ1202
2	1.1	230	USQ1202	USQ1202
2-1/2	1.0	230	USQ1252	USQ1252
3	1.15	230	SQ1302V1	SQ1302V1

Group "ST"

Hp	Service Factor	Voltage	Stock Number	Conservationist
1/2	1.6	115/230	ST1052	CT1052
3/4	1.5	115/230	ST1072	CT1072
3/4	1.0	115/230	UST1072	
1	1.5	115/230	ST1102	CT1012
1	1.0	115/230	UST1102	
1-1/2	1.3	115/230	ST1152	ST1152
1-1/2	1.0	115/230	UST1152	
2	1.3	208-230	ST1202	ST1202
2	1.0	115/230	UST1202	
2-1/2	1.0	208-230	UST1252	
3	1.15	208-230	ST1302V1	ST1302V1

Above Ground and Spa Applications

Hp	Service Factor	Voltage	Stock Number
1/2	1.0	115	BN23V1
3/4•1/8	1.0	115	BN36*
3/4	1.0	115	BN24V1
1•1/6	1.0	115	BN37V1*
1	1.0	115	BN25V1

Notes:
*2 Speed
Please contact your local distributor with motor model number, frame size, horsepower, service factor, voltage and pump OEM model number for proper spa or above ground motor identification.

Name of Pump OEM or Brand Name	Group Class
Americana, American Eagle	ST
American Ultra Flow or Power Pump	SQ
Aqua-Flo C-Face	SK
Aqua-Flo Dominator	SQ
Hayward Super & Super II	ST
Hayward Max-Flo	ST
Hydrotech	ST
ITT Marlow Argonaut	ST
Jacuzzi Bronze, Plastic	SK
Jacuzzi Magnum	ST
Pac Fab Challenger	SQ
Pac Fab Hydro Pump	SK
Premier/Springwater	SK
Starite Duraglas or Maxiglas	SQ
Speck	ST
Wet Institute	SK

Please Note:

Every effort has been made to ensure the accuracy of this guide.

Century® cannot, however, accept responsibility for ultimate selection. OEM design changes and variations from one OEM to another may result in different construction, dimensions or operating characteristics. It is the installer's responsibility to confirm the acceptability of the suggested replacement.

Phone: 866.887.5216

VGreen® 165
Premium Pool & Spa Motors

Variable Speed ECM

FEATURES

- Integrated User Interface
- Timer Mode
- Manual Mode
- Freeze Protection
- Noise Reduction Design
- Factory Default Settings Reset
- Ball Bearing
- TEFC
- Rotation: CCWPE
- Single Phase
- Schedule Advance
- Full Variable Speed (600-3450 RPM)
- Max Output of 1.65 THP
- ECM Design
- Program Memory Back-Up
- 303 Stainless Steel Shaft
- Class F Insulation
- 50˚C Ambient
- UV and Rain-Proof Enclosure
- Keypad Lockout
- Digital Inputs for Third Party Automation
- VGreen 270 User Interface* Compatibility

**Specially Programmed User Interface Sold Separately*

VGreen® 165

THP	RPM	Volts	Max Amps**	Service Factor	Flange	Percent Energy Savings*	VGreen 165 Stock Number
1/2 min. to 1.65 max.	600-3450	208-230	10.5-10.0	1.0	Square	80%	**ECM16SQU**
1/2 min. to 1.65 max.	600-3450	208-230	10.5-10.0	1.0	C-Face	80%	**ECM16CU**

**Savings over the equivalent single-speed motor.* ***Max Amp Draw is dependent on motor speed and impeller rating.*

The reasons a VGreen® 165 premium-efficiency replacement motor can offer such impressive savings are numerous including:

An integrated user interface that allows for easier installation and operation of a variable speed motor. The all-in-one design reduces installation time and expense with no additional wiring required.

The amount of power required to move the water through the pipes drops much more quickly than the speed. While it may take one horsepower to move the water through the pipes on high speed, it only takes 1/8 horsepower to move one half as much water through those same pipes on low speed. Even when run on low speed twice as long to pump the same amount of water as on high speed, the lower horsepower results in significant energy savings.

ECM16SQU

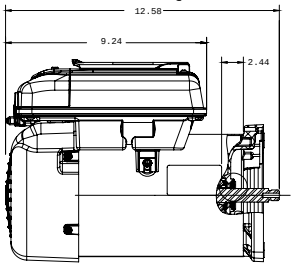

ECM16CU

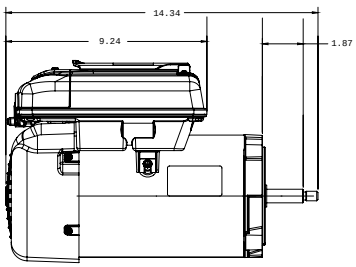

Important:

The pool motors on this page are **NOT equipped with a Safety Vacuum Release System (SVRS)**. SVRS helps prevent drowning due to body entrapment on underwater drains. In some pool configurations, if a person's body covers the drain, the person can be trapped by suction. The SVRS turns off the pump if this occurs.

⚠ WARNING Depending on your pool configuration, a SVRS may be required to meet local, state, and federal requirements.

Warranty Period - VGreen motors are warranted against defects in materials and workmanship for a period of 18 months from the date of installation or 24 months from the date of manufacture, whichever comes first.

Premium Efficiency Variable Speed Motor

VGreen® 270

Green Choice®
Eco - Friendly Electric Motors

Features:

- Integrated Timer Interface
- On-and Off-Board Mountable Interface
- Timer Mode
- Manual Mode
- Freeze Protection
- Auxiliary Load Capacity
- Configurable Prime Settings
- Noise Reduction Design
- Adjustable Contrast
- Power Factor Correction
- Factory Reset
- Battery Backup - Program Saver
- LCD Display with Backlight
- Ball Bearing
- TEFC
- Rotation: CCWPE
- Single Phase
- 303 Stainless Steel Shaft
- Class F Insulation
- 50˚C Ambient
- UV and Rain-Proof Enclosure

THP	RPM	Volts	Service Factor	Full Load Amps	Stock Number	Flange	Percent Energy Savings*
3/4 min. to 2.7 max	3450/600	230	1.0	10.5/0.5	**ECM27SQU**	Square	80%
3/4 min. to 2.7 max	3450/600	230	1.0	10.5/0.5	**ECM27CU**	C-Face	80%

*Savings over the equivalent single-speed motor.
Energy savings range of 40% - 80% or more depending on variables including user defined speed settings, duration of operation, environment, and unique hydraulic requirements for satisfactory pool filtration. See the Energy Savings Calculator at **www.pool-motors.com** to estimate savings potential.

The reasons a VGreen® 270 premium-efficiency replacement motor can offer such impressive savings are numerous including:

An integrated timer interface that allows for easier installation and operation of a variable speed motor. The all-in-one design reduces installation time and expense with no additional wiring required. The interface can be installed off-board at the pool owner's discretion with kit #2512723-001 (sold separately).

The amount of power required to move the water through the pipes drops much more quickly than the speed. While it may take one horsepower to move the water through the pipes on high speed, it only takes 1/8 horsepower to move one half as much water through those same pipes on low speed. Even when run on low speed twice as long to pump the same amount of water as on high speed, the lower horsepower results in significant energy savings.

VGREEN AUTOMATION ADAPTER KIT (Sold Separately)
#2517501-001 (gray terminal box cover); #2517501-002 (black terminal box cover)

VGREEN OFF BOARD MOUNTING KIT (Sold Separately)
#2512723-001

Important:
The pool motors on this page are **NOT equipped with a Safety Vacuum Release System (SVRS)**. SVRS helps prevent drowning due to body entrapment on underwater drains. In some pool configurations, if a person's body covers the drain, the person can be trapped by suction. The SVRS turns off the pump if this occurs.

⚠ WARNING Depending on your pool configuration, a SVRS may be required to meet local, state, and federal requirements.

Warranty Period - VGreen motors are warranted against defects in materials and workmanship for a period of 18 months from the date of installation or 24 months from the date of manufacture, whichever comes first.

Phone: 866.887.5216

Premium Efficiency Two-Speed Pool and Spa Motor with Integrated Timer

B2980T

2Green®

A premium efficiency motor in the Centurion motor family.

Green Choice®
Eco - Friendly Electric Motors

Features:

- Integrated Timer Interface
- Timer Mode
- Adjustable Contrast
- Manual Mode
- Over Current Protection
- Battery Backup - Program Saver
- LCD Display with Backlight
- Ball Bearing
- Class B Insulation
- 50˚C Ambient
- High Efficiency High and Low Speed
- Open Dripproof
- Rotation: CCW Pump End
- Single Phase
- 303 Stainless Steel Shaft

Two-Speed - "1081" Capacitor Run Low Speed, PSC High Speed, Sq. Flange

HP	RPM	Volts	Service Factor	Service Factor Amps	Stock Number	Total HP	Percent Energy Savings*	Yearly $ Savings**
.75 / .10	3450/1725	230	1.67	6.0/1.0	**B2980T**	1.25	58%	$633.32
.75 / .10	3450/1725	115	1.67	12.4/2.2	**B2981T**	1.25	55%	$606.29
1.0 / .13	3450/1725	230	1.65	7.4/1.4	**B2982T**	1.65	51%	$625.60
1.5 / .19	3450/1725	230	1.47	10.0/1.6	**B2983T**	2.21	51%	$687.79
2.0 / .25	3450/1725	230	1.30	11.0/1.8	**B2984T**	2.60	53%	$634.53

*Savings over the equivalent single speed motor.
**Calculated @ $.23 per Kilowatt hour, pumping same amount of water as a single speed motor, eight hours per day.
See the Energy Savings Calculator at: **www.pool-motors.com**

Century® C-Face Pool and Spa Motors with Timer

Features:

- Integrated Timer Interface
- Timer Mode
- Adjustable Contrast
- Manual Mode
- Over Current Protection
- Battery Backup - Program Saver
- LCD Display with Backlight
- Ball Bearing
- Class B Insulation
- 40˚C Ambient
- High Efficiency High and Low Speed
- Open Dripproof
- Rotation: CCW Pump End
- Single Phase
- 303 Stainless Steel Shaft

Two Speed "1081" Capacitor Run Low Speed, PSC High Speed, C-Face

HP	RPM	Volts	Service Factor Amps	Service Factor	THP	Frame	Stock Number	Overload Protector	Shaft	"C" Dimension	Notes
.75 / .10	3450/1725	115	12.2/2.2	1.50	1.13	56J	**B2973T** ★	Auto	Threaded	12.30	12,**$**
1.0 / .12	3450/1725	230	6.1/1.5	1.40	1.40	56J	**B2975T** ★	Auto	Threaded	13.05	12,**$**
1.5 / .20	3450/1725	230	8.7/1.9	1.20	1.95	56J	**B2977T** ★	Auto	Threaded	13.05	12,**$**
2.0 / .25	3450/1725	230	11.0/1.6	1.20	2.4	56J	**B2979T** ★	Auto	Threaded	13.55	12,**$**
3.0 / .38	3450/1725	230	13.8/4.0	1.15	3.45	56J	**B966T** ★	Auto	Threaded	14.29	12,68,**$**

Notes:
$ Energy efficient
12. 303 Stainless steel shaft
68. PSC motor
★ Meets California Energy Commission Appliance Regulations 2008 (Publication Number CEC-400-2006-002-REV1) www.energy.ca.gov

Important:
The pool motors on this page are **NOT equipped with a Safety Vacuum Release System (SVRS)**. SVRS helps prevent drowning due to body entrapment on underwater drains. In some pool configurations, if a person's body covers the drain, the person can be trapped by suction. The SVRS turns off the pump if this occurs.

⚠ WARNING Depending on your pool configuration, a SVRS may be required to meet local, state, and federal requirements.

Centurion® PRO

PREMIUM POOL & SPA MOTORS

Built for Pool Professionals by Pool Professionals

HSQ095

Features:

- NEW – Hybrid End Frame Design
- NEW – PCB Terminal Board
- NEW – Voltage Change Device
- NEW – Definitive Shaft Access (7/16" wrench)
- "1081" Design
- Auto Protector
- Sealed Ball Bearings
- 60 HZ
- Rotation: CCW Pump End
- 303 Stainless Steel Threaded Shaft
- Open Dripproof
- 50°C Ambient

Premium Pool & Spa Motors – Professional Grade Single Speed

THP	RPM	Volts	Service Factor	Amps	Stock Number	Frame	Flange
0.95	3450	115/230	1.0	12.2/6.1	**HSQ095**	48Y	Square
1.25	3450	115/230	1.0	14.8/7.4	**HSQ125**	48Y	Square
1.65	3450	115/230	1.0	18.8/9.4	**HSQ165**	48Y	Square
2.20	3450	230	1.0	9.7	**HSQ220**	48Y	Square
2.60	3450	230	1.0	11.4	**HSQ260**	48Y	Square
0.80	3450	115/230	1.0	10.8/5.4	**HST080**	56J	C-Face
1.10	3450	115/230	1.0	13.6/6.8	**HST110**	56J	C-Face
1.50	3450	115/230	1.0	17.2/8.6	**HST150**	56J	C-Face
2.25	3450	115/208-230	1.0	20.4/10.9-10.2	**HST225**	56J	C-Face
2.75	3450	208-230	1.0	12.3-11.3	**HST275**	56J	C-Face

Replacement Guide

Centurion PRO	Century	Nidec/U.S. Motors	SN Tech
HSQ095	SQ1052 USQ1072	ESQ1052 EUSQ1072	C1304 C1244
HSQ125	SQ1072 USQ1102	ESQ1072 EUSQ1102	C1305 C1245
HSQ165	SQ1102 USQ1152	ESQ1102 EUSQ1152	C1306 C1246
HSQ220	SQ1152 USQ1202	ESQ1152 EUSQ1202	N/A N/A
HSQ260	SQ1202 USQ1252	ESQ1202 EUSQ1252	C1308 C1335
HST080	ST1052 UST1072	EST1052 EUST1072	C1098 C1321
HST110	ST1072 UST1102	EST1072 EUST1102	C1099 C1318
HST150	ST1102 UST1152	EST1102 EUST1152	C1100 C1319
HST225	ST1152 UST1202	EST1152 EUST1202	C1101 C1320
HST275	ST1202 UST1252	EST1202 EUST1252	C1102 C1149

Important:

1. Total output (HP x service factor) of replacement motor must equal or exceed motor being replaced.
2. The pool motors on this page are **NOT equipped with a Safety Vacuum Release System (SVRS)**. SVRS helps prevent drowning due to body entrapment on underwater drains. In some pool configurations, if a person's body covers the drain, the person can be trapped by suction. The SVRS turns off the pump if this occurs.

⚠ WARNING Depending on your pool configuration, a SVRS may be required to meet local, state, and federal requirements.

HSQ125

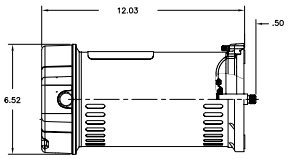

HST150

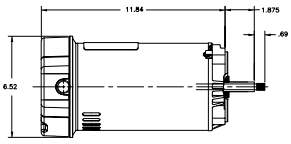

Phone: 866.887.5216

EASY TO INSTALL – PROTECTS PUMP – IMPROVES POOL SAFETY

Features:

- Easy to install
- Auto-Reset
- Auto-Calibration
- Ball Bearing
- Economical
- 60 HZ
- Stainless Steel Shaft
- Nerve Center (lighting sequence)
- 3/4 to 3 HP
- Single-Speed
- Single Phase
- Run/Restart/Rest/Bypass Mode
- Tamper-Resistant Housing
- Compatible with all flow rates

USQG1152A

Applications:

Century® Guardian® motors comply with requirements for safety vacuum release systems in the Virginia Graeme Baker Pool and Spa Safety Act of 2007. Guardian® motors on this page pass ASME A112.19.17 SVRS standard.
Guardian® motors will not prevent evisceration, hair, object or partial limb entrapment and is designed for suction lift applications.

HP	RPM	Volts	Max. Amps	Service Factor	THP	Frame	Stock Number	Shaft	Rating	Approx. "AG"	Notes
TWO COMPARTMENT, C-FACE											
1	3450	115/230	15.0/7.5	1.10	1.10	56J	**USTG1102A**	Threaded	Up	11	
1	3450	115/230	18.6/9.3	1.50	1.50	56J	**STG1102A**	Threaded	Full	12-1/8	
1.5	3450	115/230	18.6/9.3	1.00	1.50	56J	**USTG1152A**	Threaded	Up	12-1/8	
2	3450	208-230	12.6/11.4	1.32	2.64	56J	**STG1202A**	Threaded	Full	13-1/16	
3	3450	208-230	14.5/13.8	1.15	3.45	56J	**STG1302A**	Threaded	Full	14-3/16	
CENTURION, C-FACE											
1	3450	230/115	7.2/14.4	1.40	1.4	56J	**BG128A**	Threaded	Full	10	
1.5	3450	230/115	9.2/18.4	1.30	1.95	56J	**BG129A**	Threaded	Full	11	
2	3450	230	10.5	1.20	2.40	56J	**BG130A**	Threaded	Full	10-1/2	
3	3450	230	14.1	1.15	3.45	56J	**BG131A**	Threaded	Full	11-9/16	
TWO COMPARTMENT, SQUARE FLANGE											
3/4	3450	115/230	11.8/5.9	1.27	0.95	48Y	**USQG1072A**	Threaded	Up	11-1/2	
1	3450	115/230	14.8/7.4	1.25	1.25	48Y	**USQG1102A**	Threaded	Up	12-1/8	
1.5	3450	115/230	19.2/9.6	1.10	1.65	48Y	**USQG1152A**	Threaded	Up	13-1/8	
2	3450	230	11.2	1.30	2.60	48Y	**SQG1202A**	Threaded	Full	13-7/8	
3	3450	230	15.4	1.15	3.45	56Y	**SQG1302A**	Threaded	Full	14	
CENTURION, SQUARE FLANGE											
1	3450	230/115	7.1/14.2	1.25	1.25	56Y	**BG853A**	Threaded	Up	9-7/8	
1	3450	230/115	8.0/16.0	1.65	1.65	56Y	**BG848A**	Threaded	Full	10-1/4	
1.5	3450	230/115	8.0/16.0	1.10	1.65	56Y	**BG854A**	Threaded	Up	10-1/4	
2	3450	230	10.0	1.10	2.20	56Y	**BG855A**	Threaded	Up	10-7/8	
2	3450	230	11.5	1.30	2.60	56Y	**BG748A**	Threaded	Full	12-3/4	
3	3450	208-230	15.0-13.6	1.15	3.45	56Y	**BG2844A**	Threaded	Full	13-5/8	

Notes:

Guardian® Motors Also:

Facilitates no main drain pool designs in place of an equalizer line. Guardian® motors shut off the motor/pump when the water level drops below the skimmer.

Reduces pump, motor and seal damage.

Shut off the motor/pump if any of the following conditions occur: Dry, blocked or jammed pump conditions; locked rotor, loss of prime, or abnormal voltage variations.

Detect clogged or blocked filters and shuts down the pump.

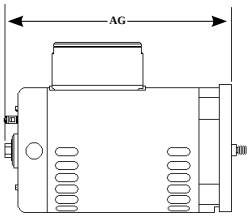

⚠ WARNING Guardian® SVRS helps prevent body entrapment on drains due to suction only. It does NOT protect against the four other types of entrapment:

Hair Entanglement: if long hair is pulled into some drains by the flowing water, it can become knotted or snagged, trapping the swimmer underwater and leading to drowning.

Mechanical Entrapment: small items or body parts (e.g., jewelry, swimsuit , hair decorations, fingers, toes, or knuckles) can be caught in some drains or drain covers, trapping the swimmer underwater and leading to drowning.

Limb Entrapment: arms or legs can become trapped in uncovered drains, leading to drowning.

Evisceration/Disembowelment: if a person sits on some drains, the suction can pull the lower intestine out of the rectum, causing irreversible damage.

Two Compartment NEMA C-Face Pool Filter Motors • Single Speed

Features:

- Auto Protector
- Open Dripproof
- Sealed Ball Bearings
- "1081" Design
- 304 Brg. Shaft End
- Capacitor Start and Capacitor Start-Capacitor Run
- NEMA "56C" Face Mount
- Rotation: CCW Pump End
- Sealed Switch Design
- 50°C Ambient
- 60 Hz
- 303 Stainless Shaft (56J & 56C)

SK1072

CT1072

HIGH SERVICE FACTOR (FULL RATED) - STANDARD EFFICIENCY AND "CONSERVATIONIST™" HIGH EFFICIENCY DESIGNS

HP	RPM	Volts	Max. Amps	Service Factor	THP	Frame	Stock Number	Shaft	Approx. "AG"	Notes
1/2	3450	115/230	10.6/5.3	1.6	0.8	56C	**SK1052**	Key	11	
1/2	3450	115/230	8.0/4.0	1.6	0.8	56C	**CK1052★**	Key	11	20,**$**
1/2	3450	115/230	11.0/5.5	1.6	0.8	56J	**ST1052**	Thd.	10-5/8	
1/2	3450	115/230	8.0/4.0	1.6	0.8	56J	**CT1052★**	Thd.	11	20,**$**
3/4	3450	115/230	14.6/7.3	1.5	1.13	56C	**SK1072**	Key	11-9/16	
3/4	3450	115/230	11.0/5.5	1.5	1.13	56C	**CK1072**	Key	11-11/16	20,**$**
3/4	3450	115/230	15.0/7.5	1.5	1.13	56J	**ST1072**	Thd.	11	
3/4	3450	115/230	11.0/5.5	1.5	1.13	56J	**CT1072**	Thd.	11-11/16	20,**$**
1	3450	115/230	17.0/8.5	1.5	1.5	56C	**SK1102**	Key	12-1/8	
1	3450	115/230	13.6/6.8	1.4	1.4	56C	**CK1102**	Key	12-1/8	20,**$**
1	3450	115/230	18.6/9.3	1.5	1.5	56J	**ST1102**	Thd.	12-1/8	
1	3450	115/230	13.6/6.8	1.4	1.4	56J	**CT1102**	Thd.	12-1/8	20,**$**
1.5	3450	115/230	19.4/9.7	1.3	1.95	56C	**SK1152**	Key	12-5/8	20,**$**
1.5	3450	115/208-230	19.6/10.4-9.8	1.5	2.25	56J	**ST1152**	Thd.	12-5/8	20,**$**
2	3450	230	11.2	1.3	2.6	56C	**SK1202**	Key	13-1/16	20,**$**
2	3450	208-230	12.6-11.4	1.3	2.6	56J	**ST1202**	Thd	13-1/16	20,**$**
3	3450	230	14.4	1.15	3.45	56C	**SK1302V1**	Key	13-5/8	20,**$**
3	3450	208-230	14.5-13.8	1.15	3.45	56J	**ST1302V1**	Thd.	14-3/16	20,**$**

Notes:

$ Energy efficient

20. **$** Energy Efficient capacitor start, capacitor run "Conservationist™" motor

★ Meets California Energy Commission Appliance Regulations 2008 (Publication Number CEC-400-2006-002-REV1) www.energy.ca.go

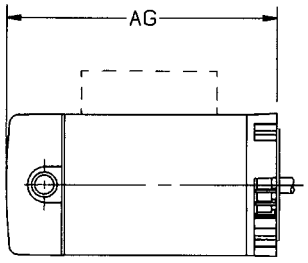

Important:

1. Total output (HP x service factor) of replacement motor must equal or exceed motor being replaced.
2. The pool motors on this page are **NOT equipped with a Safety Vacuum Release System (SVRS)**. SVRS helps prevent drowning due to body entrapment on underwater drains. In some pool configurations, if a person's body covers the drain, the person can be trapped by suction. The SVRS turns off the pump if this occurs.

⚠ WARNING Depending on your pool configuration, a SVRS may be required to meet local, state, and federal requirements.

Phone: 866.887.5216

Two Compartment NEMA C-Face Pool Filter Motors • Single Speed

Features:

- Auto Protector
- Sealed Switch Design
- Sealed Ball Bearings
- NEMA "56C" Face Mount
- Open Dripproof
- "1081" Design
- 50°C Ambient
- 60 Hz
- Rotation: CCW Pump End
- 304 Brg. Shaft End)
- 303 Stainless Shaft (56J & 56C
- Capacitor Start and Capacitor Start-Capacitor Run

UST1072

LOW SERVICE FACTOR (UP-RATED) - STANDARD EFFICIENCY AND "CONSERVATIONIST™" HIGH EFFICIENCY DESIGNS

HP	RPM	Volts	Max. Amps	Service Factor	THP	Frame	Stock Number	Approx. Shaft	"AG"	Notes
3/4	3450	115/230	11.0/5.5	1.0	.75	56J	**UST1072**	Thd.	10-5/8	
3/4	3450	115/230	8.0/4.0	1.0	.75	56J	**UCT1072** ★	Thd.	11	20,**$**
1	3450	115/230	15.0/7.5	1.1	1.1	56J	**UST1102**	Thd.	11	
1	3450	115/230	11.0/5.5	1.0	1.0	56J	**UCT1102**	Thd.	11-11/16	20,**$**
1.5	3450	115/230	18.6/9.3	1.0	1.5	56J	**UST1152**	Thd.	12-1/8	
1.5	3450	115/230	14.6/7.3	1.0	1.5	56J	**UCT1152**	Thd.	12-1/8	20,**$**
2	3450	115/208-230	19.6/10.4-9.8	1.1	2.2	56J	**UST1202**	Thd.	12-5/8	20,**$**
2.5	3450	208-230	12.6/11.4	1.1	2.75	56J	**UST1252**	Thd.	13-1/16	20,**$**

Two Compartment NEMA C-Face Pool Filter Motors • Two-Speed

Features:

- Auto Protector
- Sealed Switch Design
- Rotation: CCW Pump End
- All Copper Windings
- Open Dripproof
- "1081" Design
- 50°C Ambient
- 60 Hz
- 303 Stainless Steel Threaded Shaft
- Sealed Ball Bearings (304 Shaft End)
- Capacitor Start/Capacitor Run

STS1072RV1

Century® NEMA C flange swimming pool filter pump motors are carefully engineered to meet the rugged demands of pool duty. Two sealed ball bearings (with large 304 bearing on shaft end) offer ample capacity for extended life. Bearings are selected for quietness and are lubricated for life with greases specifically chosen for moisture and heat resistant qualities. Aluminum end frames are accurately machined for maximum concentricity and minimum runout.

Two-speed motors are shipped less hi/lo switch for remote operation. End cover and switch assembly kit number 1011431-001 available and sold separately.

HP	RPM	Volts	Max. Amps Hi - Lo	Service Factor	THP	Frame	Stock Number	Shaft	Approx. "AG"	Notes
1 / .13	3450/1725	230	7.0/2.3	1.5	1.5	56J	**STS1102RV1** ★	Thrd	12-1/2	90**$**
1.5 / .25	3450/1725	230	9.0/3.3	1.3	1.95	56J	**STS1152R** ★	Thrd	13-1/16	20,**$**

Notes:

1. Item to be discontinued when stock is depleted

$ Energy efficient

20. **$** Energy Efficient capacitor start, capacitor run "Conservationist" motor

90. 50 degree C ambient

★ Meets California Energy Commission Appliance Regulations 2008 (Publication Number CEC-400-2006-002-REV1) www.energy.ca.gov

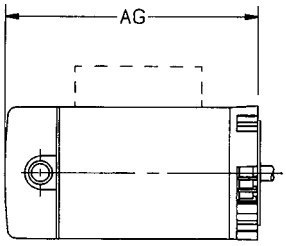

Important:

1. Total output (HP x service factor) of replacement motor must equal or exceed motor being replaced.
2. The pool motors on this page are **NOT equipped with a Safety Vacuum Release System (SVRS)**. SVRS helps prevent drowning due to body entrapment on underwater drains. In some pool configurations, if a person's body covers the drain, the person can be trapped by suction. The SVRS turns off the pump if this occurs.

⚠ WARNING Depending on your pool configuration, a SVRS may be required to meet local, state, and federal requirements.

Century® C-Face Pool and Spa Pump Motors

Permanent Split Capacitor – Switchless – Single Phase – Dripproof
No Base – 3450 RPM 1/2 thru 4 HP

B126

Features:

- Ball Bearings
- Class B Insulation
- 50°C Ambient
- 304 Bearing Shaft End
- 60 Hz
- Rotation: CCW Pump End

Centurion® "1081" · Full Rate · High Service Factor · Aluminum NEMA "C" Brackets

HP	RPM	Volts	Service Factor Amps	Service Factor	THP	Frame	Stock Number	Overload Protector	Shaft	"C" Dimension	Notes
1/2	3450	230/115	4.4/8.8	1.60	0.8	56C	**B120★**	Auto	Keyed	11.44	
1/2	3450	230/115	4.4/8.8	1.60	0.8	56J	**B126★**	Auto	Threaded	11.94	12
3/4	3450	230/115	6.0/12.0	1.50	1.13	56C	**B121**	Auto	Keyed	11.44	
3/4	3450	230/115	6.0/12.0	1.50	1.13	56J	**B127**	Auto	Threaded	12.01	12
1	3450	230/115	7.2/14.4	1.40	1.4	56C	**B122**	Auto	Keyed	11.89	
1	3450	230/115	7.2/14.4	1.40	1.4	56J	**B128**	Auto	Threaded	12.14	12
1.5	3450	230/115	9.2/18.4	1.30	1.95	56C	**B123**	Auto	Keyed	13.19	
1.5	3450	230/115	9.2/18.4	1.30	1.95	56J	**B129**	Auto	Threaded	13.50	12
2	3450	230/115	10.8/21.6	1.20	2.4	56C	**B835**	Auto	Keyed	13.94	
2	3450	230	10.5	1.20	2.4	56C	**B124**	Auto	Keyed	12.55	
2	3450	230/115	10.8/21.6	1.20	2.4	56J	**B836**	Auto	Threaded	13.90	12
2	3450	230	10.5	1.20	2.4	56J	**B130**	Auto	Threaded	13.10	12
3	3450	230	14.1	1.15	3.45	56C	**B125**	Auto	Keyed	13.65	
3	3450	230	14.1	1.15	3.45	56J	**B131**	Auto	Threaded	14.15	12
4	3450	208-230	21.0-19.4	1.25	5.0	56Y	**B116**	Manual	Special	16.78	31,34,63,236

Centurion® SE "1081" · Up Rate · Low Service Factor

HP	RPM	Volts	Service Factor Amps	Service Factor	THP	Frame	Stock Number	Overload Protector	Shaft	"C" Dimension	Notes
3/4	3450	230/115	4.4/8.8	1.00	.75	56J	**B227SE★**	Auto	Threaded	12.56	12
1	3450	230/115	6.0/12.0	1.00	1.0	56J	**B228SE**	Auto	Threaded	12.81	12
1.5	3450	230/115	7.2/14.4	1.00	1.5	56J	**B229SE**	Auto	Threaded	13.91	12
2	3450	230/115	9.2/18.4	1.00	2.0	56J	**B230SE**	Auto	Threaded	14.31	12
2.5	3450	230	10.5	1.00	2.5	56J	**B231SE**	Auto	Threaded	13.81	12

Notes:
12. 303 Stainless steel shaft
31. 40 degree C ambient
34. Rigid base
63. Speck Pump replacement motor
236. CCW Rotation facing opposite shaft end

★ Meets California Energy Commission Appliance Regulations 2008 (Publication Number CEC-400-2006-002-REV1) www.energy.ca.gov

Important:
1. Total output (HP x service factor) of replacement motor must equal or exceed motor being replaced.
2. The pool motors on this page are **NOT equipped with a Safety Vacuum Release System (SVRS)**. SVRS helps prevent drowning due to body entrapment on underwater drains. In some pool configurations, if a person's body covers the drain, the person can be trapped by suction. The SVRS turns off the pump if this occurs.

⚠ WARNING Depending on your pool configuration, a SVRS may be required to meet local, state, and federal requirements.

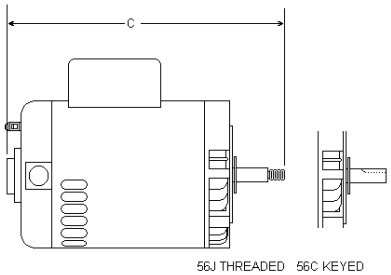

Phone: 866.887.5216

Permanent Split Capacitor – Switchless – Single Phase – Dripproof No Base – 3600 3600/1800 RPM 1/2 thru 3 HP

B638

Features:

- Ball Bearings
- Class B Insulation
- 304 Bearing Shaft End
- 60 Hz
- Rotation: CCW Pump End
- Energy Efficient **$**

E-Plus® Energy Efficient "1081" • Centurion® Motor • Full Rate • Aluminum NEMA "C" Brackets • 50°C Ambient

HP	RPM	Volts	Service Factor Amps	Service Factor	THP	Frame	Stock Number	Overload Protector	Shaft	"C" Dimension	Notes
1/2	3450	208-230/115	4.0-3.7/7.4	1.60	0.80	56J	**B657** ★	Auto	Threaded	11.95	12,**$**
3/4	3450	208-230/115	5.4-5.0/10.0	1.50	1.13	56J	**B638**	Auto	Threaded	12.69	12,**$**
1	3450	208-230/115	6.4-5.9/11.8	1.40	1.40	56C	**B653**	Auto	Keyed	12.55	**$**
1	3450	208-230/115	6.4-5.9/11.8	1.40	1.40	56J	**B654**	Auto	Threaded	13.19	12,**$**
1.5	3450	208-230/115	8.7-7.8/15.6	1.30	1.95	56C	**B795**	Auto	Keyed	13.19	**$**
1.5	3450	208-230/115	8.7-7.8/15.6	1.30	1.95	56J	**B796**	Auto	Threaded	13.55	12,**$**
2	3450	208-230	10.4-9.6	1.20	2.40	56C	**B808**	Auto	Keyed	13.65	**$**
2	3450	208-230	10.4-9.6	1.20	2.40	56J	**B809**	Auto	Threaded	14.15	12,**$**
3	3450	208-230	15.0-13.6	1.15	3.45	56C	**B817**	Auto	Keyed	13.65	**$**
3	3450	208-230	15.0-13.6	1.15	3.45	56J	**B818**	Auto	Threaded	14.15	12,**$**

Notes:

$ Energy efficient
12. 303 Stainless steel shaft

★ Meets California Energy Commission Appliance Regulations 2008 (Publication Number CEC-400-2006-002-REV1) www.energy.ca.gov

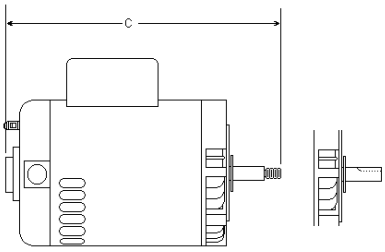

56J THREADED 56C KEYED

Important:

1. Total output (HP x service factor) of replacement motor must equal or exceed motor being replaced.
2. The pool motors on this page are **NOT equipped with a Safety Vacuum Release System (SVRS)**. SVRS helps prevent drowning due to body entrapment on underwater drains. In some pool configurations, if a person's body covers the drain, the person can be trapped by suction. The SVRS turns off the pump if this occurs.

⚠ WARNING Depending on your pool configuration, a SVRS may be required to meet local, state, and federal requirements.

Permanent Split Capacitor – Switchless – Single Phase – Dripproof
No Base – 3600 3600/1800 RPM 1/2 thru 3 HP

B971

Features:

- Ball Bearings
- Class B Insulation
- 304 Bearing Shaft End
- 60 Hz
- Rotation: CCW Pump End
- Energy Efficient **$**

Two Speed "1081" · Full Rate · High Service Factor · 40°C Ambient

HP	RPM	Volts	Service Factor Amps	Service Factor	THP	Frame	Stock Number	Overload Protector	Shaft	"C" Dimension	Notes
High Speed Switchless, Low Speed Microswitch · Aluminum "C" Bracket · Hi-Lo Toggle Switch available (P/N 17590450) Use toggle switch #2512558-001 for B2973, B2975, B2977, and B2979 only.											
0.5 / .06	3450/1725	115	8.8/3.55	1.60	0.8	56C	**B970** ★	Auto	Keyed	11.80	**$**
0.5 / .06	3450/1725	115	8.8/3.55	1.60	0.8	56J	**B971** ★	Auto	Threaded	12.30	12,**$**
.75 / .10	3450/1725	115	11.2/5.0	1.50	1.13	56C	**B972** ★	Auto	Keyed	11.80	**$**
.75 / .10	3450/1725	115	12.2/2.2	1.50	1.13	56J	**B2973** ★	Auto	Threaded	12.30	12,**$**
1.0 /.12	3450/1725	230	6.3/2.3	1.40	1.40	56C	**B974** ★	Auto	Keyed	12.05	**$**
1.0 /.12	3450/1725	230	6.6/1.5	1.25	1.25	56J	**B2975** ★	Auto	Threaded	13.05	12,**$**
1.5 / .20	3450/1725	230	8.9/3.1	1.30	1.95	56C	**B976** ★	Auto	Keyed	12.54	**$**
1.5 / .20	3450/1725	230	8.9/3.1	1.30	1.95	56J	**B2977** ★	Auto	Threaded	13.05	12,**$**
1.5 / .20	3450/1725	115	14.6/4.4	1.10	1.65	56J	**B969** ★	Auto	Threaded	13.54	12,63,90,**$**
2.0 / .25	3450/1725	230	10.6/3.2	1.20	2.4	56C	**B978** ★	Auto	Keyed	13.04	**$**
2.0 / .25	3450/1725	230	11.0/1.6	1.20	2.4	56J	**B2979** ★	Auto	Threaded	13.55	12,**$**
3.0 / .38	3450/1725	230	13.8/4.0	1.15	3.45	56J	**B966** ★	Auto	Threaded	14.29	12,**$**

Notes:

$ Energy efficient
1. Item to be discontinued when stock is depleted
12. 303 Stainless steel shaft
63. Speck Pump replacement motor
90. 50 degree C ambient

★ Meets California Energy Commission Appliance Regulations 2008 (Publication Number CEC-400-2006-002-REV1) www.energy.ca.gov

Important:

1. Total output (HP x service factor) of replacement motor must equal or exceed motor being replaced.
2. The pool motors on this page are **NOT equipped with a Safety Vacuum Release System (SVRS)**. SVRS helps prevent drowning due to body entrapment on underwater drains. In some pool configurations, if a person's body covers the drain, the person can be trapped by suction. The SVRS turns off the pump if this occurs.

⚠ WARNING Depending on your pool configuration, a SVRS may be required to meet local, state, and federal requirements.

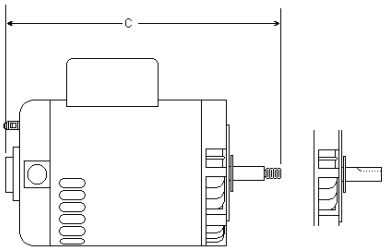

56J THREADED 56C KEYED

Phone: 866.887.5216

Two Compartment Square Flange Pool Filter Motors
Single Speed & Energy Efficient

Used on many Sta-Rite, Red Jacket, Pac Fab and American Products.

Features:

- Auto Protector
- Class B Insulation
- Rotation: CCW Pump End
- Sealed Ball Bearings
- 60 Hz
- Capacitor Start
- Open Dripproof
- 303 Stainless Steel Threaded Shaft
- 50°C Ambient
- UL1081

SQ1032

SQ1152

HIGH SERVICE FACTOR (FULL RATED)

HP	RPM	Volts	Max. Amps	Service Factor	THP	Frame	Stock Number	Approx. "AG"	Notes
1/3	3450	115/230	9.9/5.0	1.95	0.64	48Y	**SQ1032**	11-1/8	
1/2	3450	115/230	13.4/6.7	1.9	0.95	48Y	**SQ1052**	11-1/2	
1/2	3450	115/230	9.6/4.8	1.9	0.95	48Y	**QC1052** ★	10-7/8	20,**$**
3/4	3450	115/230	15.3/7.6	1.65	1.24	48Y	**SQ1072**	12-1/8	
3/4	3450	115/230	12.6/6.3	1.65	1.24	48Y	**QC1072**	11-1/4	20,**$**
1	3450	115/230	19.2/9.6	1.65	1.65	48Y	**SQ1102**	13-1/8	
1	3450	115/208-230	16.0/8.0	1.65	1.65	48Y	**QC1102**	11-7/8	20,**$**
1.5	3450	230	10.4	1.47	2.21	48Y	**SQ1152**	13-1/4	20,**$**
2	3450	230	11.2	1.3	2.6	48Y	**SQ1202**	13-7/8	20,**$**
3	3450	230	15.4	1.15	3.45	56Y	**SQ1302V1**	14	20,**$**

LOW SERVICE FACTOR (UP-RATED)

HP	RPM	Volts	Max. Amps	Service Factor	THP	Frame	Stock Number	Approx. "AG"	Notes
1/2	3450	115/230	9.9/5.0	1.3	0.65	48Y	**USQ1052**	11-1/8	
3/4	3450	115/230	13.4/6.7	1.27	0.95	48Y	**USQ1072**	11-1/2	
3/4	3450	115/230	9.6/4.8	1.27	0.95	48Y	**UQC1072** ★	10-7/8	20,**$**
1	3450	115/230	15.3/7.6	1.25	1.25	48Y	**USQ1102**	12-1/8	
1	3450	115/230	12.6/6.3	1.25	1.25	48Y	**UQC1102**	11-1/4	20,**$**
1.5	3450	115/230	19.2/9.6	1.1	1.65	48Y	**USQ1152**	13-1/8	
1.5	3450	115/230	16.0/8.0	1.1	1.65	48Y	**UQC1152**	13-1/4	20,**$**
2	3450	230	10.4	1.1	2.1	48Y	**USQ1202**	13-1/4	20,**$**
2.5	3450	230	11.2	1.0	2.5	48Y	**USQ1252**	13-7/8	20,**$**

Notes:

$ Energy efficient

20. **$** Energy Efficient capacitor start, capacitor run "Conservationist" motor

★ Meets California Energy Commission Appliance Regulations 2008
(Publication Number CEC-400-2006-002-REV1)
www.energy.ca.gov

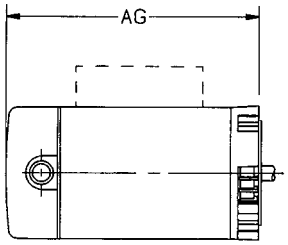

Important:

1. Total output (HP x service factor) of replacement motor must equal or exceed motor being replaced.
2. The pool motors on this page are **NOT equipped with a Safety Vacuum Release System (SVRS)**. SVRS helps prevent drowning due to body entrapment on underwater drains. In some pool configurations, if a person's body covers the drain, the person can be trapped by suction. The SVRS turns off the pump if this occurs.

⚠ WARNING Depending on your pool configuration, a SVRS may be required to meet local, state, and federal requirements.

Two Compartment Square Flange Pool Motors • Two Speed

Used on many Sta-Rite, Red Jacket, and Sears Jet and Pool Pumps.

Features:

- All Copper Windings
- Open Dripproof
- Class B Insulation
- UL1081
- Auto Protector - Single Phase
- Rotation: CCW Pump End
- 50°C Ambient
- 60 Hz
- 303 Stainless Steel Threaded Shaft
- Energy Efficient Capacitor Start Low Speed, PSC High Speed

SQS1152R

Two-speed motors are shipped less hi/lo switch for remote operation.
End cover and switch assembly kit number 615332 available and sold separately.

HIGH SERVICE FACTOR (FULL RATED)

HP	RPM	Volts	Amps Hi - Lo	Service Factor	THP	Frame	Stock Number	Approx. "AG"	Notes
.75 / .13	3450/1725	115	13.0/4.2	1.65	1.24	48Y	**SQL1072R** ★	12-5/8	**$**
.75 / .13	3450/1725	230	6.1/2.1	1.65	1.20	48Y	**SQS1072R** ★	12-5/8	**$**
1.0 / .17	3450/1725	230	7.7/2.8	1.65	1.65	48Y	**SQS1102R** ★	13-13/16	**$**
1.5 / .25	3450/1725	230	10.0/3.0	1.47	2.21	48Y	**SQS1152R** ★	13-9/16	**$**
2.0 / .33	3450/1725	230	11.3/3.3	1.3	2.6	48Y	**SQS1202R** ★	13-13/16	**$**

Notes:
$ Energy efficient

★ Meets California Energy Commission Appliance Regulations 2008
(Publication Number CEC-400-2006-002-REV1)
www.energy.ca.gov

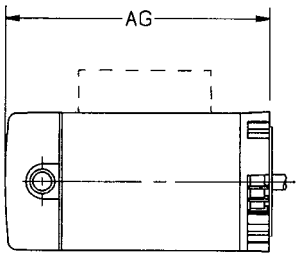

Important:

1. Total output (HP x service factor) of replacement motor must equal or exceed motor being replaced.
2. The pool motors on this page are **NOT equipped with a Safety Vacuum Release System (SVRS)**. SVRS helps prevent drowning due to body entrapment on underwater drains. In some pool configurations, if a person's body covers the drain, the person can be trapped by suction. The SVRS turns off the pump if this occurs.

⚠ WARNING Depending on your pool configuration, a SVRS may be required to meet local, state, and federal requirements.

Permanent Split Capacitor – Switchless – Single Phase – Dripproof
No Base – 3600 and 3600/1800 RPM 1/2 thru 3 HP

Features:

- Ball Bearings
- 50°C Ambient
- Rotation: CCW Pump End
- $ Energy Efficient
- 60 Hz
- Class B Insulation
- Stainless Steel Shafts

B2661

B845

HP	RPM	Volts	Service Factor Amps	Service Factor	THP	Frame	Stock Number	Shaft	Overload Protector	"C" Dim.	Notes
Centurion® "1081" • Full Rate • High Service Factor											
1/2	3450	230/115	5.4/10.8	1.95	0.98	56Y	**B2846** ★	Threaded	Auto	12.4	
3/4	3450	230/115	7.1/14.2	1.65	1.24	56Y	**B2847**	Threaded	Auto	12.4	
1	3450	230/115	8.0/16.0	1.65	1.65	56Y	**B2848**	Threaded	Auto	12.8	
1.5	3450	230/115	10.5/21.0	1.50	2.25	56Y	**B2858**	Threaded	Auto	14.4	
1.5	3450	230	10.0	1.50	2.25	56Y	**B849**	Threaded	Auto	13.4	
2	3450	230	11.5	1.30	2.6	56Y	**B2748**	Threaded	Auto	13.4	
Centurion® "1081" • Up-Rate • Low Service Factor											
3/4	3450	230/115	5.4/10.8	1.25	0.94	56Y	**B2852** ★	Threaded	Auto	12.4	
1	3450	230/115	7.1/14.2	1.25	1.25	56Y	**B2853**	Threaded	Auto	12.4	
1.5	3450	230/115	8.0/16.0	1.10	1.65	56Y	**B2854**	Threaded	Auto	12.8	
2	3450	230/115	11.2/22.4	1.10	2.2	56Y	**B2859**	Threaded	Auto	14.4	
2	3450	230	10.0	1.10	2.2	56Y	**B855**	Threaded	Auto	13.4	
2.5	3450	230	11.5	1.04	2.6	56Y	**B2840**	Threaded	Auto	13.4	
E-Plus® Energy Efficient "1081" • New Centurion • Full Rate											
1/2	3450	208-230/115	4.5-4.4/8.8	1.90	0.95	56Y	**B845** ★	Threaded	Auto	12.4	
3/4	3450	208-230/115	6.0-5.6/11.2	1.67	1.25	56Y	**B2661**	Threaded	Auto	13.1	
1	3450	208-230/115	7.8-7.4/14.8	1.65	1.65	56Y	**B2841V1**	Threaded	Auto	13.4	
1.5	3450	208-230	9.6-8.8	1.47	2.21	56Y	**B2842**	Threaded	Auto	13.9	
2	3450	208-230	11.0-10.2	1.30	2.6	56Y	**B2843**	Threaded	Auto	14.4	
3	3450	208-230	15.0-13.6	1.15	3.45	56Y	**B2844**	Threaded	Auto	14.4	

Notes:
1. Item to be discontinued when stock is depleted

★ Meets California Energy Commission Appliance Regulations 2008 (Publication Number CEC-400-2006-002-REV1) www.energy.ca.gov

Important:
1. Total output (HP x service factor) of replacement motor must equal or exceed motor being replaced.
2. The pool motors on this page are **NOT equipped with a Safety Vacuum Release System (SVRS)**. SVRS helps prevent drowning due to body entrapment on underwater drains. In some pool configurations, if a person's body covers the drain, the person can be trapped by suction. The SVRS turns off the pump if this occurs.

⚠ WARNING Depending on your pool configuration, a SVRS may be required to meet local, state, and federal requirements.

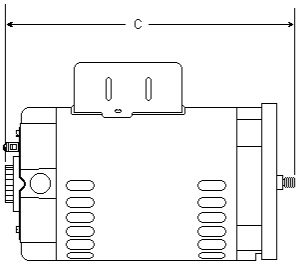

New from Century® – High Efficiency two-speed motors.

New Centurion High Efficiency two-speed motors have PSC (Permanent Split Capacitor) high speeds and capacitor start/capacitor run low speeds.

New Centurion High Efficiency Two-Speed Pool and Spa Motors

Features:

- Ball Bearing
- Class B Insulation
- 50˚C Ambient
- **$** High Efficient High and Low Speed
- Open Dripproof
- Permanent Split Capacitor
- Rotation: CCW Pump End
- Single Phase
- 303 Stainless Steel Shafts

B2980

Toggle Switch Kit #2512558-001 sold separately. Use alternate Toggle Switch Kit # 17590450 on B985 only.

TWO-SPEED - "1081" - PSC ENERGY EFFICIENT HIGH SPEED - CAP. START/CAP. RUN LOW SPEED - SQUARE FLANGE - FULL RATE

HP	RPM	Volts	Service Factor Amps	Service Factor	THP	Frame	Stock Number	Shaft	Overload Protector	"C" Dim	Notes
.75 / .10	3450/1725	230	6.0/1.0	1.67	1.25	56Y	**B2980 ★**	Threaded	Auto	13.1	**$**
.75 / .10	3450/1725	115	12.4/2.2	1.67	1.25	56Y	**B2981 ★**	Threaded	Auto	13.1	**$**
1.0 / .13	3450/1725	230	7.4/1.4	1.65	1.65	56Y	**B2982 ★**	Threaded	Auto	13.4	**$**
1.5 / .19	3450/1725	230	10.0/1.6	1.47	2.21	56Y	**B2983 ★**	Threaded	Auto	13.9	**$**
2.0 / .25	3450/1725	230	11.0/1.8	1.30	2.60	56Y	**B2984 ★**	Threaded	Auto	14.4	**$**
2.0 / .33	3450/1725	230	10.0/3.5	1.10	2.20	56Y	**B985 ★**	Threaded	Auto	14.4	107,**$**
3.0 / .38	3450/1725	230	15.0/2.6	1.15	3.45	56Y	**B2987 ★**	Threaded	Auto	14.38	**$**

Notes:

$ Energy efficient
107. Uprated - low service factor

★ Meets California Energy Commission Appliance Regulations 2008 (Publication Number CEC-400-2006-002-REV1)
www.energy.ca.gov

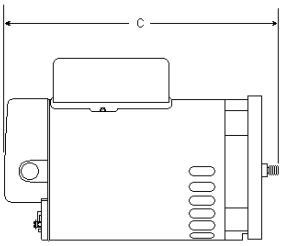

Important:

1. Total output (HP x service factor) of replacement motor must equal or exceed motor being replaced.
2. The pool motors on this page are **NOT equipped with a Safety Vacuum Release System (SVRS)**. SVRS helps prevent drowning due to body entrapment on underwater drains. In some pool configurations, if a person's body covers the drain, the person can be trapped by suction. The SVRS turns off the pump if this occurs.

⚠ WARNING Depending on your pool configuration, a SVRS may be required to meet local, state, and federal requirements.

Phone: 866.887.5216

Jetted Tub/Spa/Above Ground Swimming Pool Pump Motors – Split Phase, Capacitor Start & PSC Single-phase – Dripproof – Ball Bearing – Rigid Base & No Base – 3450 and 3450/1725 RPM – 1/2 thru 4 HP SP

Features:

- 12 & 3 O'clock Conduit Entries
- Rotation: CCW Pump End
- 3-1/2" Shaft Height
- 40˚C Ambient
- Through Bolt Mount
- Four Thru Bolts on a 5.146 Bolt Circle
- Class B Insulation
- 48/56 Base Mounting

BN35V1

Applications: Spa, above ground swimming pool and jetted tub pumps.

Optional Flex-48 Accessories: Airswitch (#17800901), Single-speed Toggle Switch Assy. - On/Off (#18374501), Day/Night Controller (#18602400), Two-speed Toggle Switch Assy. - Lo/Off/Hi (#18313301)

Century Flex-48 W/Stainless Steel Shaft & Ball Bearings • "1081" • "1795" • "1563" • Rigid Base

HP	RPM	Volts	Hz	Full Load Amps	Service Factor	THP	Frame	Stock Number	Shaft	Overload Protector	"C" Dim.	Notes
1/2	3450	115	60	7.0	1.0	0.5	48Y	BN23V1	Threaded	Auto	10.84	
3/4	3450	115	60	9.4	1.0	0.75	48Y	BN24V1	Threaded	Auto	11.21	90
1	3450	115	60	11.8	1.0	1.0	48Y	BN25V1	Threaded	Auto	11.46	
1.5	3450	230/115	60	8.0/16.0	1.0	1.5	48Y	BN35V1	Threaded	Auto	12.08	45
2	3450	230/115	60	10.0/20.0	1.0	2.0	48Y	BN40SS	Threaded	Auto	13.33	45
Century Flex 48 LASAR® Line (Low Amp Start and Run) • Two-speed • "1081" • "1563" • Rigid Base												
.75 / .10	3450/1725	115	60	8.8/2.6	1.0	0.75	48Y	BN36	Threaded	Auto	12.08	
1.0 / .12	3450/1725	115	60	10.8/2.8	1.0	1.0	48Y	BN37V1**	Threaded	Auto	12.71	68,145,$
1.5 / .25	3450/1725	115	60	13.5/4.7	1.0	1.5	48Y	BN50V1**	Threaded	Auto	13.21	68,145,$
1.5 / .18	3450/1725	230	60	6.5/2.5	1.0	1.5	48Y	BN34V1**	Threaded	Auto	13.21	68,145,$
2.0 / .25	3450/1725	230	60	10.5/2.6	1.0	2.0	48Y	BN51	Threaded	Auto	13.33	45
Century Flex 48 LASAR-XL • Extra Low Running Amps • Two-speed • Rigid Base												
2.0 / .25	3450/1725	230	60	8.5/2.8	1.0	2.0	48Y	BN61 ★	Threaded	Auto	13.33	68,145,$
3.0 / .38	3450/1725	230	60	12.0/3.5	1.0	3.0	48Y	BN62 ★	Threaded	Auto	14.33	68,90,145,$
4.0 / .42 SPL	3450/1725	208-230	60	12.0/3.5	1.0	4.0	48Y	BN63 ★	Threaded	Auto	14.33	68,90,145,$

Notes:

$ Energy efficient
45. Capacitor start
68. PSC Motor
90. 50˚C Ambient
145. Run capacitor mounted on motor shell

★ Meets California Energy Commission Appliance Regulations 2008 (Publication Number CEC-400-2006-002-REV1) www.energy.ca.gov

****BN37V1, BN50V1, BN34V1 are: LOW SPEED = cap start, induction run and HI SPEED = PSC**

Important:

The pool motors on this page are **NOT equipped with a Safety Vacuum Release System (SVRS)**. SVRS helps prevent drowning due to body entrapment on underwater drains. In some pool configurations, if a person's body covers the drain, the person can be trapped by suction. The SVRS turns off the pump if this occurs.

⚠ WARNING Depending on your pool configuration, a SVRS may be required to meet local, state, and federal requirements.

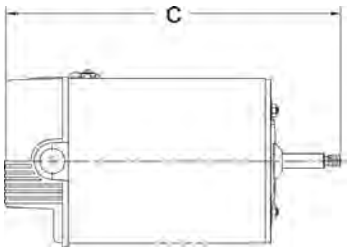

Century® 56-Frame Replacement Spa Motors

Dripproof – 60 HZ – Single Phase – Rigid Base – 6-1/2" Diameter – 3-1/2" Shaft Height

Features:

- PSC on High Speed
- E-Plus New Centurion Design
- Cap Start/Cap Run on Low Speed
- 50˚C Ambient
- 3/8-16 UNC-2A Threads Includes Slinger
- Four Thru Bolts on a 5.812 Bolt Circle

B236

Status	HP-SPL*	RPM	Volts	Amps (A)**	Frame	Stock Number	Insul. Class	"C" Dim	Replaces Waterway #	Replaces OEM #	Replaces Stock #	Notes
NEW!	1.0 / .13 SPL	3450/1725	230	6.0/1.2 (A)	56Y	**B2232★**	F	11.99	3720621	187692	B232	108
NEW!	2.0 / .25 SPL	3450/1725	230	7.4/1.4 (A)	56Y	**B2233★**	F	12.24	3721021	187693	B233	108
NEW!	3.0 / .38 SPL	3450/1725	230	10.0/1.8 (A)	56Y	**B2234★**	F	12.74	3721421	187694	B234	108
NEW!	4.0 / .50 SPL	3450/1725	230	12.0/3.0	56Y	**B2235★**	F	13.49	3721621	187563	B235	108
	5.0 / .63 SPL	3450/1725	230	16.4/4.8	56Y	**B236★**	F	13.37	3722021	187098	–	108
	4.0 SPL	3450	230	12.0	56Y	**B237**	B	12.62	3711821	187624	–	–
	5.0 SPL	3450	230	16.4	56Y	**B238**	B	13.37	3712021	187970	–	–

Notes:

*HP-SPL means Horsepower – Special The reference chart provided below lists the horsepower and horsepower Amps at 1.0 service factor in relation to the HP-SPL ratings.

**(A) Max Load Amp Rating – As a guideline, at 230V ± 10% voltage, do not load motor above this Amp rating. Amp draw differences between the premium efficiency E-Plus New Centurion design (e.g. B2233) and the slightly less efficient discontinued Centurion design (e.g. B233) is attributable in part to the addition of a run capacitor on low speed. Use of Amp data to determine the correct replacement is not recommended. Instead, refer to the chart for the correct stock number to replace either an original Waterway pump motor or the now discontinued Centurion stock motor.

108. Two speed motor

★ Meets California Energy Commission Appliance Regulations 2008 Publication Number CEC-400-2006-002-REV1 www.energy.ca.gov

STOCK No.	B2232	B2233	B2234	B2235	B236	B237	B238
HP-SPL	1.0 / .13SPL	2.0 / .25SPL	3.0 / .38SPL	4.0 / .50SPL	5.0 / .63SPL	4.0SPL	5.0SPL
HP (at 1.0 S.F.)	1.0 / .12	1.5 / .19	2.0 / .25	3.0 / .38	4.0 / .50	3.0	4.0
HP Amps (at 1.0 S.F.)	4.8 / .8	6.4 / 1.2	8.8 / 1.6	12.0 / 3.0	16.4 / 4.8	12.0	16.4

Discontinued Centurion Stock Number Reference

Disc. Stock Number	HP-SPL*	RPM	Volts	Amps (A)**	Replaces Waterway#
B232	1.0 / .18 SPL	3450/1725	230	6.4/2.6 (A)	3720621
B233	2.0 / .25 SPL	3450/1725	230	8.0/3.0 (A)	3721021
B234	3.0 / .30 SPL	3450/1725	230	10.0/3.5 (A)	3721421
B235	4.0 / .50 SPL	3450/1725	230	12.0/4.4	3721621

Important:

1. Total output (HP x service factor) of replacement motor must equal or exceed motor being replaced.
2. The pool motors on this page are **NOT equipped with a Safety Vacuum Release System (SVRS)**. SVRS helps prevent drowning due to body entrapment on underwater drains. In some pool configurations, if a person's body covers the drain, the person can be trapped by suction. The SVRS turns off the pump if this occurs.
   ⚠ WARNING Depending on your pool configuration, a SVRS may be required to meet local, state, and federal requirements.

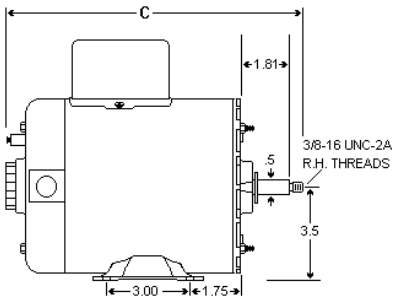

Phone: 866.887.5216

Features:

- Open Construction
- Threaded Shaft
- 1.0 Service Factor
- Rotation: CCW Pump End
- Rigid Base
- Through Bolt Mount
- **$** Energy Efficient
- 2-Speed (Capacitor Start Low Speed, PSC High Speed)
- Sealed Ball Bearings
- 50˚C Ambient
- Auto Protector

SDS1102

Four Thru Bolts on a 5.146 Bolt CircleReplacement Motor for Dimension One, Hydroquip, GPM Industries, Hawkeye, Marquis and Master Spas

HP	RPM	Volts	Amps	Service Factor	THP	Frame	Stock Number	Insulation Class	Approx. "AG"	Dim. "BX"	Notes
1.0 / .12	3450/1725	115	10.4/3.6	1.0	1.0	56Z	**SDS1102 ★**	B	10.30	8.85	**$**
1.5 / .19	3450/1725	230	7.2/2.4	1.0	1.5	56Z	**SDS1152 ★**	F	10.79	9.34	**$**
2.0 / .25	3450/1725	230	8.5/3.0	1.0	2.0	56Z	**SDS1202 ★**	F	11.42	9.98	**$**
2.5 / .25	3450/1725	230	10.7/3.0	1.0	2.5	56Z	**SDS1252 ★**	F	10.67	9.23	**$**
3.0 / .38	3450/1725	230	12.0/3.7	1.0	3.0	56Z	**SDS1302 ★**	F	10.92	9.48	**$**

Note:

$ Energy efficient
When crossing to an original equipment Century Motor, use the Quick Cross Reference table. Find the amps and model number of the OEM motor on the motor nameplate. Find the equivalent amps and model number on the Quick Cross Reference table below. The replacement is the stock number listed in the "Use" column. The horsepower and service factor may not be the same, but the motors are the same.

QUICK CROSS REFERENCE BY AMPS AND MOTOR MODEL NUMBER

Name Plate Amps	Name Plate Model No.	Use Stock No.
10.4 / 3.6	K48L2A1	**SDS1102**
7.2 / 2.4	K48M2A4	**SDS1152**
8.5 / 3.0	K48N2A5	**SDS1202**
10.7 / 3.0	K48N2A4C2	**SDS1252**
12.0 / 3.7	K48P2A1	**SDS1302**

★ Meets California Energy Commission Appliance Regulations 2008
(Publication Number CEC-400-2006-002-REV1)
www.energy.ca.gov

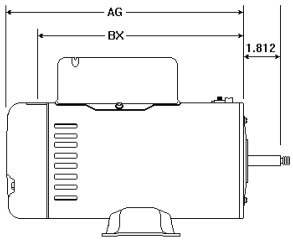

Important:

The pool motors on this page are **NOT equipped with a Safety Vacuum Release System (SVRS)**. SVRS helps prevent drowning due to body entrapment on underwater drains. In some pool configurations, if a person's body covers the drain, the person can be trapped by suction. The SVRS turns off the pump if this occurs.

⚠ WARNING Depending on your pool configuration, a SVRS may be required to meet local, state, and federal requirements.

Above Ground Swimming Pool & Spa Pump Motors

Jetted Tub/Spa/Above Ground Swimming Pool Pump Motors – Split Phase, Capacitor Start & PSC Single-phase – Dripproof – Ball Bearing – Rigid Base & No Base – 3450 and 3450/1725 RPM – 1/2 thru 4 HP SP

BV90

Hoffinger Replacement (Doughboy/Lomart) • No Base

HP	RPM	Volts	Hz	Full Load Amps	Service Factor	THP	Frame	Stock Number	Shaft	Overload Protector	"C" Dim.	Notes
1	3450	115	60	10.0	1.0	1.0	48Y	**BV90**	Threaded	Auto	10.45	
1	3450	115	60	9.0	1.0	1.0	48Y	**BV91**	Threaded	Auto	10.22	285

Notes:
285. 3/8-16, Left hand threads, CWPE rotation

★ Meets California Energy Commission Appliance Regulations 2008 (Publication Number CEC-400-2006-002-REV1) www.energy.ca.gov

Century® Pool Cleaner Replacement Pump Motors

Permanent Split Capacitor – Switchless – Single Phase – Dripproof

No Base & Rigid Base – 3600 RPM

Features:

- Ball Bearings
- CW Non-Reversible
- Aluminum Adapter Bracket
- 40˚C Ambient
- 303 Stainless Steel Shaft
- 60 Hz
- Class B Insulation
- "1081" Features

B662 & B663

Applications: Replacement motor for Arneson "Pool Sweep," Polaris "Vac-Sweep" and Letro "Jet Vac" brand pool cleaners.

HP	RPM	Volts	Service Factor Amps	Service Factor	THP	Frame	Stock Number	Shaft	Base	Mount	Overload Protector	"C" Dim.	Brand	Notes
3/4	3450	230/115	6.4/12.8	1.50	1.13	56CZ	**B625**	Threaded	None	Horizontal	Auto	14.03	Polaris	222
3/4	3450	230/115	6.0/12.0	1.50	1.13	56Y	**B662**	Threaded	Rigid	Horizontal	Auto	11.74	Arneson	12
3/4	3450	230/115	6.0/12.0	1.50	1.13	56Y	**B663**	Threaded	None	Vertical	Auto	10.89	Arneson	12
3/4	3450	230/115	6.0/12.0	1.50	1.13	56Y	**B667**	Threaded	Rigid	Horizontal	Auto	12.97	Letro	12,247
3/4	3450	230/115	6.5/13.0	1.50	1.13	56CZ	**B668**	Threaded	None	Horizontal	Auto	13.87	Letro	246

Notes:
12. 303 Stainless steel shaft
222. Does not have Aluminum Adapter Bracket
246. B668 fits pump #LA01N manufactured March 1997 to present
247. B667 fits pump #LA01 manufactured March 1997 and prior

Pool Cleaner (Booster Pump) motors are not included in the California Energy Commission Aplliance Regulations 2006 (Publication Number CEC 400-2006-002 REV 1)

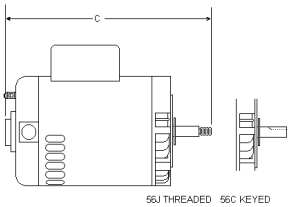

Important:
1. Total output (HP x service factor) of replacement motor must equal or exceed motor being replaced.
2. The pool motors on this page are **NOT equipped with a Safety Vacuum Release System (SVRS)**. SVRS helps prevent drowning due to body entrapment on underwater drains. In some pool configurations, if a person's body covers the drain, the person can be trapped by suction. The SVRS turns off the pump if this occurs.

⚠ WARNING Depending on your pool configuration, a SVRS may be required to meet local, state, and federal requirements.

Horizontal – Dripproof – No Base

2 Pole - 5 thru 15 HP

Features:

- Ball Bearings
- 40˚C Ambient
- Reversible
- External Slinger
- Keyed Shaft, Non NEMA Dim.
- D Flange

R338M2

Applications: Purex "C" Series Commercial Pump.

HP	RPM	Volts	Service Factor	THP	Hertz	Full Load Amps	Frame	Insul Class	Stock Number	Overload	"C" Dim	EFF	Notes
Single Phase * Capacitor Start													
5	3520	230	1.15	5.75	60	25.4	184TDZ	F	**V214M2**	None	17.32	78.5	2194
Three Phase													
5	3490/2880	208-220/440	1.15	5.75	60/50	13.6-13/6.5	182TDZ	F	**R237M2**	None	14.32	85.5	6, 2194
7.5	3470/2850	208-220/440	1.15	8.63	60/50	19-18.4/9.2	184TDZ	F	**R232M2**	None	16.32	87.5	6, 2194
7.5	3470	200	1.15	8.63	60	20.3	184TDZ	F	**R257M2**	None	15.32	87.5	2194
10	3500/2865	208-220/440	1.15	11.50	60/50	26.3-25.3/12.7	213TDZ	F	**R338M2**	None	16.54	88.5	6, 2194
15	3525/2910	208-220/440	1.15	17.25	60/50	40.5-38/19	215TDZ	F	**R339M2**	None	18.04	89.5	6, 2194

Notes:
6. 60/50 HZ
2194. OEM Purex Frame Suffix "TY" is equivalent to current Frame Suffix "TDZ"

Century® Pentair/Pac Fab Replacement Pump Motors

Square Flange – Horizontal – Dripproof

No Base – 60 HZ

Features:

- Ball Bearings
- 40˚C Ambient
- Class B Insulation

B1000

HP	RPM	Volts	Service Factor	THP	Hertz	Full Load Amps	Frame	Insul Class	Stock Number	Pac Fab Number	"C" Dim	EFF	Notes
Single Phase PSC "1081"													
5	3450	208-230	1.0	5.00	60	21.0-19.4	56Y	B	**B1000**	35-5705	14.9		
Three Phase "1081"													
3	3450	208-230/460	1.15	3.45	60	9.8-9.6/4.8	56Y	B	**H755**		13.9		90
5	3450	208-230/460	1.0	5.00	60	13.4-13.4-6.7	56Y	B	**H995**	35-5704	14.9		

Notes:
90. 50°C Ambient

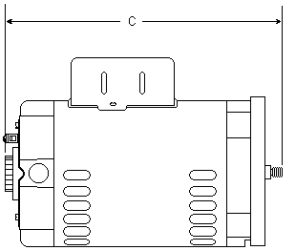

Important:
1. Total output (HP x service factor) of replacement motor must equal or exceed motor being replaced.
2. The pool motors on this page are **NOT equipped with a Safety Vacuum Release System (SVRS)**. SVRS helps prevent drowning due to body entrapment on underwater drains. In some pool configurations, if a person's body covers the drain, the person can be trapped by suction. The SVRS turns off the pump if this occurs.

⚠ WARNING Depending on your pool configuration, a SVRS may be required to meet local, state, and federal requirements.

Special Direct Replacement Pump Motors

Important: Total horsepower (HP x service factor) of replacement motor must equal or exceed motor being replaced

Features:

- Auto Protector
- CCWPE Rotation
- Ball Bearings
- 60 Hz
- Capacitor Start
- Internally Mounted Capacitor
- Continuous Duty
- 40°C Ambient
- High Service Factors
- Sealed Switch Design
- 303 Stainless Steel Thrd. Shafts

R1052

VERTICAL MOUNT - ROUND FLANGE - SINGLE PHASE

HP	RPM	Volts	Max Amps	Service Factor	Frame	Stock Number	Bearings	Enclosure	Shaft	Insul. Class	"AG" Dim	Sta-Rite Reference
1/2	3450	115/230	12.4/6.2	1.90	48Y	**R1052**	Ball	ODP	Spl Thd	B	9.50	A200CH
3/4	3450	115/230	14.8/7.4	1.65	48Y	**R1072**	Ball	ODP	Spl Thd	B	10.13	A200DH
1	3450	115/230	19.2/9.6	1.65	48Y	**R1102**	Ball	ODP	Spl Thd	B	11.19	A200EH

R1072ES

ROUND FLANGE - EXTENDED SHAFT - SINGLE PHASE

HP	RPM	Volts	Max Amps	Service Factor	Frame	Stock Number	Enclosure	Shaft	Insul. Class	"AG" Dim	Sta-Rite Reference	Notes
3/4	3450	115/230	14.8/7.4	1.65	48Y	**R1072ES**	ODP	Spl Thd	B	10.13	A300DH	
1	3450	115/230	19.2/9.6	1.65	48Y	**R1102ES**	ODP	Spl Thd	B	11.19	A300EH	
1.5	3450	230	12.0	1.47	48Y	**R1152ES**	ODP	Spl Thd	B	11.94	A300FH	
2	3450	230	11.5	1.30	48Y	**R1202ES**	ODP	Spl Thd	B	11.94	AE300GH	20,$

Q1072ES

SQUARE FLANGE - EXTENDED SHAFT - SINGLE PHASE

HP	RPM	Volts	Max Amps	Service Factor	Frame	Stock Number	Bearings	Enclosure	Shaft	Insul Class	"AG" Dim.	Sta-Rite Reference
3/4	3450	115/230	14.8/7.4	1.65	48Y	**Q1072ES**	Ball	ODP	Spl Thd	B	13.13	A700DH
1	3450	115/230	19.2/9.6	1.65	48Y	**Q1102ES**	Ball	ODP	Spl Thd	B	13.5	A700EH
1.5	3450	115/230	24.0/12.0	1.47	48Y	**Q1152ES**	Ball	ODP	Spl Thd	B	12.13	A700FH

Note:
$** Energy Efficient **$
20. **$** Energy Efficient capacitor start, capacitor run "Conservationist™" motor

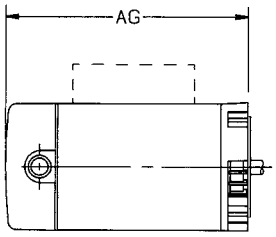

Phone: 866.887.5216

NEMA C-Face – Dripproof – No Base – 60 Hz – Energy Efficient

Features:

- Ball Bearings
- 50˚C Ambient
- 303 Stainless Steel Shaft
- Class B Insulation
- 60 Hz
- Low Noise
- Switchless
- E-Coated Main Frame for Superior Corrosion Resistance
- Cool Running for Longer Winding Life

HP	RPM	Volts	Full Load Amps	Service Factor	THP	Frame	Stock Number	Industry Number	"C" Dim.	Notes
Full Rated										
3/4	3450	208-230/115	6.0-5.5/11.0	1.85	1.39	56J	**SN1072**	SP1607Z1BNSC	13.10	**$**
1	3450	208-230/115	8.5-7.8/15.6	1.85	1.85	56J	**SN1102**	SP1610Z1BNSC	13.35	**$**
1.5	3450	208-230/115	11.0-10.2/20.4	1.60	2.4	56J	**SN1152**	SP1615Z1BNSC	13.85	**$**
2	3450	208-230	13.0-11.8	1.35	2.7	56J	**SN1202**	SP1620Z1BNSC	14.60	**$**
3	3450	208-230	20.6-19.0	1.60	4.8	56J	**SN1302**	SP1630Z1BNSC	16.10	**$**
Uprated										
1	3450	208-230/115	6.0-5.5/11.0	1.40	1.40	56J	**USN1102**	Sp1607Z1MNSC	13.10	**$**
1.5	3450	208-230/115	8.5-7.8/15.6	1.25	1.88	56J	**USN1152**	SP1610Z1MNSC	13.35	**$**
2	3450	208-230/115	11.0-10.2/20.4	1.20	2.4	56J	**USN1202**	SP1615Z1MNSC	13.85	**$**
2.5	3450	208-230	13.0-11.8	1.10	2.75	56J	**USN1252**	SP1620Z1MNSC	14.60	**$**
3	3450	208-230	16.0-14.8	1.20	3.6	56J	**USN1302**	SP1625Z1MNSC	14.85	**$**

Note:
$** Energy Efficient **$

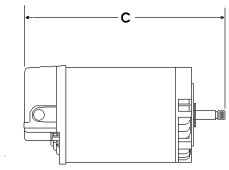

Important:
1. Total output (HP x service factor) of replacement motor must equal or exceed motor being replaced.
2. The pool motors on this page are **NOT equipped with a Safety Vacuum Release System (SVRS)**. SVRS helps prevent drowning due to body entrapment on underwater drains. In some pool configurations, if a person's body covers the drain, the person can be trapped by suction. The SVRS turns off the pump if this occurs.

⚠ WARNING

Depending on your pool configuration, a SVRS may be required to meet local, state, and federal requirements.

Century® Hayward TriStar Replacement Pump Motors

Features:

- 303 Stainless Steel Shaft
- 60˚C Ambient
- Automatic Protector
- Ball Bearing
- Capacitor Start/Capacitor Run
- Class F Insulation
- Energy Efficient
- Open Drip Proof
- Single Phase

Single Speed - "1081" Capacitor Start/Capacitor Run - High Efficiency - Square Flange - Full Rate

HP	RPM	Volts	Amps	Service Factor	THP	Frame	Stock Number	Shaft	Overload Protector	"C" Dim	Industry Number
1/2	3450	115/208-230	8.6/5.0-4.30	1.99	1.0	56Y	**HSQ1052**	Threaded	Auto	12.8	SP3205Z1BE
3/4	3450	115/208-230	11.6/7.0-5.8	1.85	1.39	56Y	**HSQ1072**	Threaded	Auto	13.1	SP3207Z1BE
1	3450	115/208-230	15.0/8.8-7.5	1.85	1.85	56Y	**HSQ1102**	Threaded	Auto	13.4	SP3210Z1BE
1.5	3450	115/208-230	20.0/12.0-10.0	1.60	2.4	56Y	**HSQ1152**	Threaded	Auto	13.8	SP3215Z1BE
2	3450	208-230	12.0-11.0	1.35	2.7	56Y	**HSQ1202**	Threaded	Auto	4.1	SP3220Z1BE
3	3450	208-230	15.4	1.20	3.6	56Y	**HSQ1302**	Threaded	Auto	15.12	SP3230Z1BE
5	3450	208-230	22.0	1.0	5.0	56Y	**HSQ1502**	Threaded	Auto	15.12	SP3240Z1ME

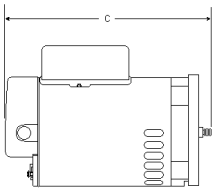

Important:
1. Total output (HP x service factor) of replacement motor must equal or exceed motor being replaced.
2. The pool motors on this page are **NOT equipped with a Safety Vacuum Release System (SVRS)**. SVRS helps prevent drowning due to body entrapment on underwater drains. In some pool configurations, if a person's body covers the drain, the person can be trapped by suction. The SVRS turns off the pump if this occurs.

⚠ WARNING

Depending on your pool configuration, a SVRS may be required to meet local, state, and federal requirements.

NEMA C-Face 3-Phase Pump Motors

Features:

T3052

- Ball Bearings
- Continuous Duty
- Open Dripproof
- NEMA "56C" Mount
- 40°C Ambient
- 60 Hz
- Internal Junction Box
- Keyed and Stainless Steel Threaded Shafts

NEMA C Face mounting bracket, and end frames are die-cast corrosion resistant aluminum, accurately machined for maximum concentricity, and minimum runout. Stator assemblies are press fitted into rolled steel main frames. Double shielded ball bearings, selected for quiet operation, are lubricated for life with greases specifically chosen for moisture and heat resistant qualities.

1/2" x 14 thread tapped opening is provided for conduit fitting. No external junction box required connections made under motor canopy. Motors are supplied with horizontal canopy but are easily converted for vertical operation with the use of optional vertical canopy (#621335-002).

HP	RPM	Volts	Max. Amps	Service Factor	THP	Frame	Stock Number	Shaft	Protector	Approx. "AG"	Notes
1/2	3450	208-230/460	2.7/1.35	1.6	0.8	56J	**T3052**	Thrd	None	8-5/8	
3/4	3450	208-230/460	3.4/1.7	1.5	1.125	56C	**K3072**	Key	None	9-1/8	
3/4	3450	208-230/460	3.4/1.7	1.5	1.125	56J	**T3072**	Thrd	None	9-1/8	
1	3450	208-230/460	4.0/2.0	1.4	1.4	56C	**K3102**	Key	None	9-11/16	
1	3450	208-230/460	4.0/2.0	1.4	1.4	56J	**T3102**	Thrd	None	9-11/16	
1.5	3450	208-230/460	6.8/3.4	1.3	1.95	56C	**K3152**	Key	None	11-5/16	
1.5	3450	208-230/460	6.8/3.4	1.3	1.95	56J	**T3152**	Thrd	None	11-5/16	
2	3450	208-230/460	8.6/4.3	1.2	2.4	56C	**K3202**	Key	None	11-5/16	
2	3450	208-230/460	8.6/4.3	1.2	2.4	56J	**T3202**	Thrd	None	11-5/16	

Q3052

THREE PHASE SQUARE FLANGE PUMP MOTORS

Features:

All Copper Windings • Open Dripproof • 303 Stainless Steel Threaded Shaft • Sealed Ball Bearings • 50°C Ambient • 60 Hz

HP	RPM	Amps Volts	Service Hi - Lo	Factor	THP	Frame	Stock Number	Overload Protector	Approx. "AG"
1/2	3450	208-230/460	3.0/1.5	1.9	.95	48Y	**Q3052**	None	9-7/8
3/4	3450	208-230/460	3.6/1.8	1.65	1.24	48Y	**Q3072**	None	10-3/8
1	3450	208-230/460	4.7/2.35	1.65	1.65	48Y	**Q3102**	None	10-7/8
1.5	3450	208-230/460	6.8/3.4	1.47	2.21	48Y	**Q3152**	None	11-7/8
2	3450	208-230/460	8.5/4.25	1.3	2.6	48Y	**Q3202**	None	12-5/8
3	3450	200-230/460	9.7/4.9	1.15	3.45	56Y	**Q3302V1**	None	12

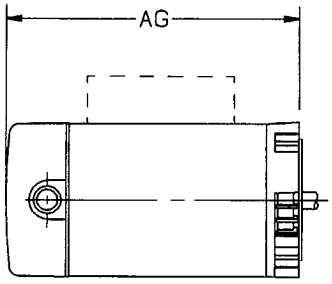

Important:

1. Total output (HP x service factor) of replacement motor must equal or exceed motor being replaced.
2. The pool motors on this page are **NOT equipped with a Safety Vacuum Release System (SVRS)**. SVRS helps prevent drowning due to body entrapment on underwater drains. In some pool configurations, if a person's body covers the drain, the person can be trapped by suction. The SVRS turns off the pump if this occurs.

⚠ WARNING Depending on your pool configuration, a SVRS may be required to meet local, state, and federal requirements.

Phone: 866.887.5216

Squirrel Cage (Three Phase) – Dripproof – 3600/3000 RPM – 1/2 thru 3 HP

Features:

- Ball Bearings
- Cast Iron NEMA "C" Bracket
- 50/60 Hz
- 40˚C Ambient
- 303 Stainless Steel Shaft
- Class A or B Insulation
- Reversible (Three Phase)

H281

60/50 Hz • Three Phase "1081" • Full Rate • High Service Factor

HP	RPM	Volts	Service Factor Amps@ 60 Hz	Service Factor	THP	Frame	Stock Number	Shaft	Overload Protector	Insul. Class	"C" Dim.	Notes
1/2	3450	208-230/460	2.1-2.4/1.2	1.60	0.8	56C	**H281**	Keyed	None	A	11.87	282
1/2	3450	208-230/460	2.1-2.4/1.2	1.60	0.8	56J	**H282**	Threaded	None	A	12.05	282
3/4	3450	208-230/460	3.7-3.6/1.8	1.50	1.13	56C	**H450**	Keyed	None	A	12.80	282
3/4	3450	208-230/460	3.7-3.6/1.8	1.50	1.13	56J	**H451**	Threaded	None	A	12.12	282
1	3450	208-230/460	4.3-4.0/2.0	1.40	1.40	56C	**H513**	Keyed	None	A	12.62	282
1	3450	208-230/460	4.3-4.0/2.0	1.40	1.40	56J	**H514**	Threaded	None	A	12.12	282
1.5	3450	208-230/460	5.9-5.6/2.8	1.30	1.95	56C	**H616**	Keyed	None	A	13.24	282
1.5	3450	208-230/460	5.9-5.6/2.8	1.30	1.95	56J	**H617**	Threaded	None	A	12.62	282
2	3450	208-230/460	7.0-6.6/3.3	1.20	2.4	56C	**H704**	Keyed	None	A	13.62	282
2	3450	208-230/460	7.0-6.6/3.3	1.20	2.4	56J	**H705**	Threaded	None	A	13.12	282
3	3450	208-230/460	9.6-9.2/4.6	1.15	3.45	56C	**H740**	Keyed	None	B	13.30	257
3	3450	208-230/460	9.6-9.2/4.6	1.15	3.45	56J	**H741**	Threaded	None	B	13.12	257

Note:
257. 60 HZ only
282. 3450 RPM for 60 HZ and 2875 RPM for 50 HZ

Centurion® Square Flange Pool and Spa Pump Motors

Squirrel Cage – Three Phase – Dripproof – No Base – 3600 RPM – 1/2 thru 3 HP

Features:

- Ball Bearings
- Class B Insulation
- 60 Hz
- 303 Stainless Steel Threaded Shafts
- 50°C Ambient

H491

HP	RPM	Volts	Service Factor Amps@ 60 Hz	Service Factor	THP	Frame	Stock Number	Shaft	Overload Protector	"C" Dim.	Notes
1/2	3450	208-230/460	3.2-3.0/1.5	1.90	0.95	56Y	**H491**	Threaded	None	12.2	
3/4	3450	208-230/460	3.8-3.6/1.8	1.65	1.24	56Y	**H492**	Threaded	None	12.8	
1	3450	208-230/460	5.0-4.6/2.3	1.65	1.65	56Y	**H635**	Threaded	None	13.2	
1.5	3450	208-230/460	6.4-5.8/2.9	1.47	2.21	56Y	**H636**	Threaded	None	13.4	
2	3450	208-230/460	7.1-6.8/3.4	1.30	2.6	56Y	**H637**	Threaded	None	13.9	
3	3450	208-230/460	9.0-8.6/4.3	1.15	3.45	56Y	**H755**	Threaded	None	13.9	

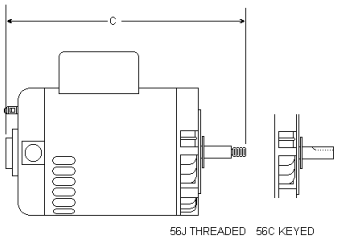

Important:
1. Total output (HP x service factor) of replacement motor must equal or exceed motor being replaced.
2. The pool motors on this page are **NOT equipped with a Safety Vacuum Release System (SVRS)**. SVRS helps prevent drowning due to body entrapment on underwater drains. In some pool configurations, if a person's body covers the drain, the person can be trapped by suction. The SVRS turns off the pump if this occurs.

⚠ WARNING Depending on your pool configuration, a SVRS may be required to meet local, state, and federal requirements.

NEMA-C Face Single Phase Jet Pump Motors

Important: Total horsepower (HP x service factor) of replacement motor must equal or exceed motor being replaced

T1032

Features:

- Auto Protector
- Ball Bearings
- CCWPE & Reversible
- Capacitor Start
- Internally Mounted Capacitor
- Continuous Duty
- Sealed Switch Design
- 40˚C Ambient
- 60 Hz
- High Service Factors
- NEMA “56C” Mount
- “778” Design
- Carbon Keyed and 303 Stainless Steel Thrd. Shafts

WARNING: Not a suitable replacement for swim pool pump motors.

NEMA-C Face Single Phase Jet Pump Motors

HP	RPM	Volts	Max. Amps	Service Factor	Frame	Stock Number	Enclosure	Shaft	Insul Class	Rotation	“AG” Dim	Notes
1/3	3450	115/230	8.6/4.3	1.80	56C	**K1030**	ODP	Keyed	B	CCWPE	8-1/4	
1/3	3450	115/230	8.6/4.3	1.80	56C	**K1032**	ODP	Keyed	B	REV	8-1/4	
1/3	3450	115/230	8.6/4.3	1.80	56J	**T1032**	ODP	Threaded	B	CCWPE	8-1/4	12
1/2	3450	115/230	10.8/5.4	1.60	56C	**K1050**	ODP	Keyed	B	CCWPE	8-5/8	
1/2	3450	115/230	10.8/5.4	1.60	56C	**K1052**	ODP	Keyed	B	REV	8-5/8	
1/2	3450	115/230	10.8/5.4	1.60	56J	**T1052**	ODP	Threaded	B	CCWPE	8-5/8	12
3/4	3450	115/230	14.8/7.4	1.50	56C	**K1070**	ODP	Keyed	B	CCWPE	9-1/2	
3/4	3450	115/230	14.8/7.4	1.50	56C	**K1072**	ODP	Keyed	B	REV	9-1/2	
3/4	3450	115/230	14.8/7.4	1.50	56J	**T1072**	ODP	Threaded	B	CCWPE	9-1/2	12
1	3450	115/230	16.2/8.1	1.40	56C	**K1100**	ODP	Keyed	B	CCWPE	10	
1	3450	115/230	16.2/8.1	1.40	56C	**K1102**	ODP	Keyed	B	REV	10	
1	3450	115/230	16.2/8.1	1.40	56J	**T1102**	ODP	Threaded	B	CCWPE	10	12
1.5	3450	115/230	22.0/11.0	1.30	56C	**K1150**	ODP	Keyed	B	CCWPE	11-5/16	
1.5	3450	115/230	22.0/11.0	1.30	56C	**K1152**	ODP	Keyed	B	REV	11-5/16	
1.5	3450	115/230	22.0/11.0	1.30	56J	**T1152**	ODP	Threaded	B	CCWPE	11-5/16	12
2	3450	115/230	22.6/11.3	1.20	56C	**K1200**	ODP	Keyed	B	CCWPE	11-15/16	20,$
2	3450	115/230	22.6/11.3	1.20	56C	**K1202**	ODP	Keyed	B	REV	11-15/16	20,$
2	3450	115/230	22.6/11.3	1.20	56J	**T1202**	ODP	Threaded	B	CCWPE	11-15/16	20,$
3	3450	208-230	15.0-13.3	1.15	56C	**SK1302V1**	ODP	Keyed	B	CWLE	13-7/8	12,20,90,142,$
3	3450	208-230	15.0-13.3	1.15	56J	**ST1302V1**	ODP	Threaded	B	CWLE	14-3/16	20,90,142,$

Notes:

$ Energy Efficient
12. 303 Stainless Steel Shaft
20. **$** Energy Efficient capacitor start, capacitor run “Conservationist” motor
90. 50°C ambient
142. Service factor amps

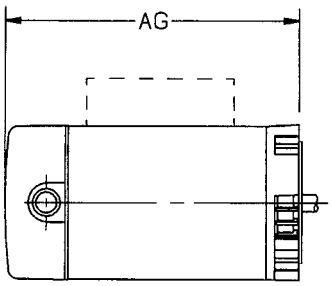

Phone: 866.887.5216

Important: Total horsepower (HP x service factor) of replacement motor must equal or exceed motor being replaced

Features:

- High Service Factors
- Rotation-CCW Pump End
- Continuous Duty
- 303 Stainless Steel Thrd. Shafts
- Capacitor Start
- Internally Mounted Capacitor
- Sealed Switch Design
- "778" Design
- 60 Hz
- 50˚C Ambient

Q1032

WARNING: Not a suitable replacement for square flange swim pool pump motors.

Square Flange Single Phase Jet Pump Motors

HP	RPM	Volts	Maximum Amps	Service Factor	Frame	Stock Number	Bearings	Enclosure	Insul Class	Protector	Approx. "AG"	Notes
1/3	3450	115/230	9.9/4.95	1.95	48Y	**Q1032**	Ball	ODP	B	Auto	9.63	
1/2	3450	115/230	12.4/6.2	1.90	48Y	**Q1052**	Ball	ODP	B	Auto	10.38	
3/4	3450	115/230	14.8/7.4	1.65	48Y	**Q1072**	Ball	ODP	B	Auto	11.00	
1	3450	115/230	19.9/9.95	1.65	48Y	**Q1102**	Ball	ODP	B	Auto	11.88	
1.5	3450	115/230	24.0/12.0	1.47	48Y	**Q1152**	Ball	ODP	B	Auto	12.63	
2	3450	115/230	24.0/12.0	1.25	48Y	**Q1202**	Ball	ODP	B	Auto	12.63	20,31,$

Notes:

$ Energy Efficient

20. **$** Energy Efficient capacitor start, capacitor run "Conservationist" motor

31. 40 degree C ambient

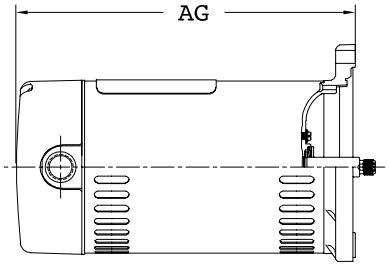

Century® NEMA "C" Face Commercial Pump Motors

Commercial Pump Motors – Three Phase – Squirrel Cage – Dripproof, TEFC & TENV
No Base 3600 RPM – 1/3 thru 3 HP

Features: Double Sealed Ball bearings • 60 Hz • 40°C Ambient

Applications: Domestic, commercial and industrial water systems. May be mounted horizontally or vertically, open or enclosed, keyed or threaded shaft. Shaft end ball bearings locked in bracket takes all pump thrust.

H506

DRIPPROOF

HP	RPM	Volts	Service Factor Amps	Service Factor	Frame	Stock Number	Enclosure	Shaft	Insul. Class	Overload Protector	"C" Dim.	Notes
1/3	3450/2850	200-230/460	2.0-1.8/.9	1.75	56C	**H251**	ODP	Keyed	B	None	10.5	6,48,267
1/3	3450	575	0.72	1.75	56C	**H198**	ODP	Keyed	B	None	10.5	
1/3	3450/2850	200-230/460	2.0-1.8/.9	1.75	56J	**H137**	ODP	Threaded	B	None	11.0	6,12,267
1/2	3450/2850	208-230/460	2.6-2.6/1.3	1.60	56C	**H254**	ODP	Keyed	B	None	10.5	6,48,267
1/2	3450	575	0.90	1.60	56C	**H247**	ODP	Keyed	B	None	10.5	
1/2	3450/2850	208-230/460	2.6-2.6/1.3	1.60	56J	**H155**	ODP	Threaded	B	None	11.0	6,12,267
1/2	3450	575	0.9	1.60	56J	**H248**	ODP	Threaded	B	None	11.0	12
3/4	3450/2850	208-230/460	3.4-3.4/1.7	1.50	56C	**H508**	ODP	Keyed	B	None	11.3	6,48,267
3/4	3450	575	1.2	1.50	56C	**H298**	ODP	Keyed	B	None	11.3	
3/4	3450/2850	208-230/460	3.4-3.4/1.7	1.50	56J	**H446**	ODP	Threaded	B	None	11.8	6,12,267
3/4	3450	575	1.2	1.50	56J	**H299**	ODP	Threaded	B	None	11.8	12
1	3450/2850	208-230/460	4.3-4.0/2.0	1.40	56C	**H511**	ODP	Keyed	B	None	11.3	6,48,267
1	3450	575	1.5	1.40	56C	**H428**	ODP	Keyed	B	None	11.3	
1	3450/2850	208-230/460	4.3-4.0/2.0	1.40	56J	**H506**	ODP	Threaded	B	None	11.8	6,12,267
1	3450	575	1.5	1.40	56J	**H429**	ODP	Threaded	B	None	11.8	12
1.5	3450/2850	208-230/460	5.8-5.6/2.8	1.30	56C	**H609**	ODP	Keyed	B	None	11.8	6,48,267
1.5	3450	575	1.75	1.30	56C	**H592**	ODP	Keyed	B	None	11.8	
1.5	3450/2850	208-230/460	5.8-5.6/2.8	1.30	56J	**H607**	ODP	Threaded	B	None	12.3	6,12,267
1.5	3450	575	1.75	1.30	56J	**H593**	ODP	Threaded	B	None	12.3	12
2	3450/2850	200-230/460	6.8-6.6/3.3	1.20	56C	**H612**	ODP	Keyed	B	None	12.3	6,48,267
2	3450	575	2.5	1.20	56C	**H628**	ODP	Keyed	B	None	12.3	
2	3450/2850	200-230/460	6.8-6.6/3.3	1.20	56J	**H733**	ODP	Threaded	B	None	12.8	6,12,267
2	3450	575	2.5	1.20	56J	**H629**	ODP	Threaded	B	None	12.8	12
3	3450	200-230/460	9.8-9.6/4.8	1.15	56C	**H736**	ODP	Keyed	B	None	12.3	
3	3450	575	3.4	1.15	56C	**H713**	ODP	Keyed	B	None	12.3	
3	3450	200-230/460	9.8-9.6/4.8	1.15	56J	**H734**	ODP	Threaded	B	None	12.8	12
3	3450	575	3.4	1.15	56J	**H714**	ODP	Threaded	B	None	12.8	12

TEFC

HP	RPM	Volts	Service Factor Amps	Service Factor	Frame	Stock Number	Enclosure	Shaft	Insul. Class	Overload Protector	"C" Dim.	Notes
1/3	3450	200-230/460	1.3-1.4/.7	1.15	56J	**H259**	TENV	Threaded	B	None	9.7	12
1/2	3450	200-230/460	1.9-1.8/.9	1.15	56C	**H192**	TENV	Keyed	B	None	9.5	
1/2	3450	200-230/460	1.9-1.8/.9	1.15	56J	**H283**	TENV	Threaded	B	None	10.1	12
3/4	3450	200-230/460	2.6-2.4/1.2	1.15	56C	**H193**	TEFC	Keyed	B	None	11.3	
3/4	3450	200-230/460	2.6-2.4/1.2	1.15	56J	**H515**	TEFC	Threaded	B	None	11.9	12
3/4	3450	575	0.92	1.00	56J	**H966**	TEFC	Threaded	B	None	11.8	12
1	3450	200-230/460	3.2-3.0/1.5	1.15	56C	**H194**	TEFC	Keyed	B	None	11.3	
1	3450	200-230/460	3.2-3.0/1.5	1.15	56J	**H516**	TEFC	Threaded	B	None	11.8	12
1	3450	575	1.15	1.00	56J	**H967**	TEFC	Threaded	B	None	11.8	12
1.5	3450	200-230/460	4.5-4.2/2.1	1.15	56C	**H195**	TEFC	Keyed	B	None	11.7	
1.5	3450	200-230/460	4.5-4.2/2.1	1.15	56J	**H661**	TEFC	Threaded	B	None	12.3	12
1.5	3450	575	1.6	1.00	56J	**H968**	TEFC	Threaded	B	None	12.2	12
2	3450	200-230/460	6.0-5.3/2.65	1.15	56C	**H196**	TEFC	Keyed	B	None	12.2	
2	3450	200-230/460	6.0-5.5/2.75	1.15	56J	**H706**	TEFC	Threaded	B	None	12.8	12
2	3450	575	2.2	1.00	56J	**H969**	TEFC	Threaded	B	None	12.7	12
2	3450	575	2.2	1.00	56C	**H948**	TEFC	Keyed	B	None	12.6	1
3	3450	200-230/460	8.5-8.2/4.1	1.00	56C	**H197**	TEFC	Keyed	B	None	13.5	
3	3450	200-230/460	8.5-8.2/4.1	1.00	56J	**H707**	TEFC	Threaded	B	None	13.8	12,104
3	3450	575	3.1	1.00	56J	**H970**	TEFC	Threaded	B	None	14.2	12

Notes:
1. Item to be discontinued when stock is depleted 6. 60/50 Hertz 12. 303 Stainless steel shaft
48. 1.0 Service factor at 50 HZ 104. Vertical mount 267. 50 Hz-1.00 Service Factor, 190/380 volt

Phone: 866.887.5216

Types JM, JP- Three-Phase - Horizontal - Dripproof - Rigid Base - Rolled Steel 3600 and 1800 RPM - 60 Hz - 1 thru 3 HP - CE, CSA, UL Approvals

CP010

Features:

- Ball Bearings
- External Slinger
- 60 Hz
- 40°C Ambient
- Oversized Locked Shaft End Bearing
- Frame Suffix Letters JM and JP Designate NEMA Standard Motors

Applications: Commercial/industrial pump duty. Designed to meet a wide variety of applications for fluid transfer.

HP	RPM	Volts	Full Load Amps	Service Factor	Frame	Stock Number	Type	Insulation Class	"C" Dim.	Efficiency	Notes
1	1750	208-230/460	3.1-2.8/1.4	1.15	143JM	**CP010**	E+3(NP)	F	13.8	85.5	
1	1745/1425	230/460	3.0/1.5	1.25	143JP	**E118E**	E+	B	18.6	82.5	
1	1750	208-230/460	3.1-2.8/1.4	1.15	143JP	**CP011**	E+3(NP)	F	16.9	85.5	
1.5	3500	208-230/460	4.2-3.8/1.9	1.15	143JM	**CP014**	E+3(NP)	F	13.8	84	
1.5	3500	208-230/460	4.2-3.8/1.9	1.15	143JP	**CP015**	E+3(NP)	F	16.9	84	
1.5	1725	230/460	4.0/2.0	1.25	145JP	**E157E**	E+	B	17.9	84	
1.5	1750	208-230/460	4.3-3.9/1.95	1.15	145JM	**CP012**	E+3(NP)	F	14.02	86.5	
1.5	1750	208-230/460	4.4-3.9/1.95	1.15	145JP	**CP013**	E+3(NP)	F	17.9	86.5	
2	3450	230/460	5.4/2.7	1.15	145JM	**E159E**	E+	B	15.9	84	
2	3450/2850	230/460	5.4/2.7	1.25	145JM	**E172E**	E+	B	17.9		6,21
2	3500	208-230/460	5.5-5.0/2.5	1.15	145JM	**CP018**	E+3(NP)	F	14.8	85.5	
2	3500	208-230/460	5.5-5.0/2.5	1.15	145JP	**CP019**	E+3(NP)	F	17.9	85.5	
2	1750	208-230/460	5.5-5.0/2.5	1.15	145JM	**CP016**	E+3(NP)	F	14.8	86.5	
2	1750	208-230/460	5.5-5.0/2.5	1.15	145JP	**CP017**	E+3(NP)	F	14.8	86.5	
3	3500	208-230/460	8.2-7.4/3.7	1.15	145JM	**CP026**	E+3(NP)	F	14.8	85.5	
3	3500	208-230/460	8.2-7.4/3.7	1.15	145JP	**CP027**	E+3(NP)	F	17.9	85.5	
3	3500	575	2.96	1.15	145JM	**CP028**	E+3(NP)	F	14.8	85.5	
3	3500	575	2.96	1.15	145JP	**CP029**	E+3(NP)	F	17.9	85.5	
3	1750	208-230/460	8.4-7.6/3.8	1.15	182JM	**CP020**	E+	F	16.34	87.5	
3	1750	208-230/460	8.4-7.6/3.8	1.15	182JP	**CP021**	E+	F	19.44	87.5	
3	1750	208-230/460	8.4-8.0/4.0	1.15	182JM	**CP022**	E+3(NP)	F	16.34	89.5	
3	1750	208-230/460	8.4-7.6/3.8	1.15	182JP	**CP023**	E+3(NP)	F	19.44	89.5	
3	1750	575	3.2	1.15	182JM	**CP024**	E+3(NP)	F	16.34	89.5	
3	1750	575	3.04	1.15	182JP	**CP025**	E+3(NP)	F	19.44	89.5	

Notes:
6. 60/50 HZ
21. Terminal in bracket construction

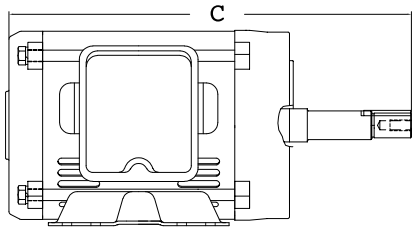

Continued from previous page

Types JM, JP – Three-Phase – Horizontal – Dripproof – Rigid Base - Rolled Steel 3600 and 1800 RPM – 60 Hz – 5 thru 25 HP - CE, CSA, UL Approvals

CP036

Features:

- Ball Bearings
- External Slinger
- 60 Hz
- 40°C Ambient
- Oversized Locked Shaft End Bearing
- Frame Suffix Letters JM and JP Designate NEMA Standard Motors

Applications: Commercial/industrial pump duty. Designed to meet a wide variety of applications for fluid transfer.

HP	RPM	Volts	Full Load Amps	Service Factor	Frame	Stock Number	Type	Insulation Class	"C" Dim.	Efficiency	Notes
5	3500	208-230/460	13.2-11.8/5.9	1.15	182JM	**CP038**	E+3(NP)	F	16.34	86.5	
5	3500	208-230/460	13.7-12.4/6.2	1.15	182JP	**CP039**	E+3(NP)	F	19.44	86.5	
5	3500	208-230/460	13.7-12.4/6.2	1.15	182JM	**CP036**	E+	F	16.34	87.5	
5	3500	208-230/460	13.7-12.4/6.2	1.15	182JP	**CP037**	E+	F	19.44	87.5	
5	3500	575	5.0	1.15	182JM	**CP040**	E+3(NP)	F	17.37	86.5	
5	3500	575	4.96	1.15	182JP	**CP041**	E+3(NP)	F	19.44	86.5	
5	1750	208-230/460	14.0-12.8/6.4	1.15	184JM	**CP032**	E+3(NP)	F	17.37	89.5	
5	1750	208-230/460	14.2-12.8/6.4	1.15	184JP	**CP033**	E+3(NP)	F	20.46	89.5	
5	1750	208-230/460	14.2-12.8/6.4	1.15	184JM	**CP030**	E+	F	17.37	87.5	
5	1750	208-230/460	14.2-12.8/6.4	1.15	184JP	**CP031**	E+	F	20.46	87.5	
5	1750	575	5.1	1.15	184JM	**CP034**	E+3(NP)	F	17.37	89.5	
5	1750	575	5.2	1.15	184JP	**CP035**	E+3(NP)	F	20.46	89.5	
7.5	3500	208-230/460	19.9-18.0/9.0	1.15	184JM	**CP042**	E+	F	17.37	86.5	
7.5	3500	208-230/460	9.0	1.15	184JP	**CP043**	E+	F	20.46	88.5	
7.5	3500	208-230/460	19.0-17.0/8.5	1.15	184JM	**CP045**	E+3(NP)	F	17.37	88.5	
7.5	3500	208-230/460	19.9-18.0/9.0	1.15	184JP	**CP044**	E+3(NP)	F	20.46	88.5	
7.5	1750	208-230/460	21.0-19.2/9.6	1.15	213JM	**E368M2**	E+	F	20.41	91	
7.5	1750	208-230/460	21.0-19.2/9.6	1.15	213JP	**E369M2**	E+	F	24.28	91	
10	3500	208-230/460	26.0-23.4/11.7	1.15	213JM	**E371M2**	E+	F	19.16	89.5	
10	3500	208-230/460	26.0-23.4/11.7	1.15	213JP	**E372M2**	E+	F	23.03	89.5	
10	1750	208-230/460	27.0-25.0/12.5	1.15	215JM	**E374M2**	E+	F	20.41	91.7	
10	1750	208-230/460	26.9-25.0/12.5	1.15	215JM	**CP046**	E+3(NP)	F	19.22	91.7	
10	1750	208-230/460	27.0-25.0/12.5	1.15	215JP	**E375M2**	E+	F	24.28	91.7	
15	350	230/460	34.0/17.0	1.15	215JM	**E377M2**	E+	F	20.41	90.2	
15	3500	230/460	34.0/17.0	1.15	215JP	**E378E**	E+	F	24.28	90.2	
15	1750	230/460	37.0/18.5	1.15	254T	**E482M2**	E+	F	23.6	91	
15	1750	208-230/460	37.0/18.5	1.15	254JP	**E483M2**	E+	F	26.48	91	
20	1750	230/460	49.6/24.8	1.15	256JM	**E488M2**	E+	F	23.6	91	
20	1750	230/460	49.6/24.8	1.15	256JP	**E489M2**	E+	F	26.48	91	
25	3500	230/460	59.0/29.5	1.15	256JM	**E491M2**	E+	F	23.6	91	
25	3520	230/460	59.0/29.5	1.15	256JP	**E492M2**	E+	F	26.48	91	

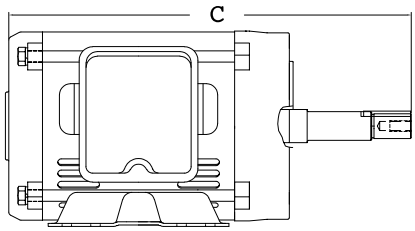

Phone: 866.887.5216

Types JM, JP – Three-Phase – Horizontal – TEFC – Rigid Base – Cast Iron Frame
3600 and 1800 RPM – 60 Hz – 1 thru 50 HP – CE, CSA, UL Approvals

CPE12

Features:

- Ball Bearings
- External Slinger
- 60 Hz
- 40°C Ambient
- Oversized Locked Shaft End Bearing
- Frame Suffix Letters JM and JP Designate NEMA Standard Motors

Applications: Designed for the specific requirements of centrifugal pumps.

HP	RPM	Volts	Full Load Amps	Service Factor	Frame	Stock Number	Type	Insulation Class	Cast Iron	"C" Dim.	Efficiency	Notes
1	3500	208-230/460	2.9-2.6/1.3	1.15	143JM	**CPE12**	E+	F	√	15.75	75.5	361,363
1	3500	208-230/460	2.9-2.6/1.3	1.15	143JP	**CPE13**	E+	F	√	18.7	75.5	361,363
1	1750	208-230/460	3.2/1.6	1.15	143JM	**N149E**	E+	B		16.0	84.0	
1	1750	208-230/460	3.1-2.8/1.4	1.15	143JM	**CPE10**	E+	F	√	15.75	82.5	361,363
1	1750	208-230/460	3.1-2.8/1.4	1.15	143JP	**CPE11**	E+	F	√	18.7	82.5	361,363
1.5	3500	208-230/460	4.0/2.0	1.15	143JM	**N148E**	E+	B		16.0	82.5	
1.5	3500	208-230/460	4.4-4.0/2.0	1.15	143JM	**CPE16**	E+	F	√	15.75	82.5	361,363
1.5	3500	208-230/460	4.4-4.0/2.0	1.15	143JP	**CPE17**	E+	F	√	18.7	82.5	361,363
1.5	1750	208-230/460	4.0/2.0	1.15	145JM	**N161E**	E+	B		14.6	84.0	
1.5	1750	208-230/460	4.3-3.90/1.95	1.15	145JM	**CPE14**	E+	F	√	16.75	84.0	361,363
1.5	1750	208-230/460	4.3-3.90/1.95	1.15	145JP	**CPE15**	E+	F	√	19.7	84.0	361,363
2	3500	208-230/460	15.4/2.7	1.15	145JM	**N153E**	E+	B		16.0	84.0	
2	3500	208-230/460	5.4-4.9/2.45	1.15	145JM	**CPE20**	E+	F	√	16.75	84.0	361,363
2	3500	208-230/460	5.4-4.9/2.45	1.15	145JP	**CPE21**	E+	F	√	19.7	84.0	361,363
2	1750	208-230/460	5.6-5.1/2.55	1.15	145JM	**CPE18**	E+	F	√	16.75	84.0	361,363
2	1750	208-230/460	5.6-5.1/2.55	1.15	145JP	**CPE19**	E+	F	√	19.7	84.0	361,363
3	3500	208-230/460	8.2/4.1	1.15	145JP	**N157E**	E+	B		17.5	85.5	
3	3500	208-230/460	8.4-7.6/3.8	1.15	182JM	**CPE25**	E+	F	√	18.95	85.5	361,363
3	3500	208-230/460	8.4-7.6/3.8	1.15	182JM	**CPE24**	E+	F	√	17.53	85.5	361,363
3	1750	208-230/460	8.4-7.6/3.8	1.15	182JP	**CPE23**	E+	F	√	18.95	87.5	361,363
3	1750	208-230/460	8.4-7.6/3.8	1.15	182JM	**CPE22**	E+	F	√	17.53	87.5	361,363
5	3500	208-230/460	13.27-12/6	1.15	184JM	**CPE28**	E+	F	√	18.52	87.5	361,363
5	3500	208-230/460	13.27-12/6	1.15	184JP	**CPE29**	E+	F	√	19.94	87.5	361,363
5	1750	208-230/460	13.7-12.4/6.2	1.15	184JP	**CPE27**	E+	F	√	19.94	87.5	361,363
5	1750	208-230/460	13.7-12.4/6.2	1.15	184JM	**CPE26**	E+	F	√	18.52	87.5	361,363
7.5	3500	208-230/460	11.5	1.15	213JM	**CPE32**	E+	F	√	19.78	88.5	362,363
7.5	3500	208-230/460	11.5	1.15	213JP	**CPE33**	E+	F	√	23.67	88.5	362,363
7.5	3500	575	9.2	1.15	213JP	**CPE34**	E+	F	√	19.78	87.5	
7.5	1750	208-230/460	9.5	1.15	213JP	**CPE31**	E+	F	√	23.67	89.5	362,363
7.5	1750	208-230/460	9.5	1.15	213JM	**CPE30**	E+	F	√	19.78	89.5	362,363

Notes:
361. 9 lead
362. 12 lead – Capability for Y Start-Delta Run
363. Double shielded bearings with no regreasing provisions

*Motors specially designed, tested and warranted to be **Corona-Free** for compatible inverter duty are marked on this page with E+ or E+3. See page 36 and 37 of this catalog for more Speed Engineered ® motors information.*

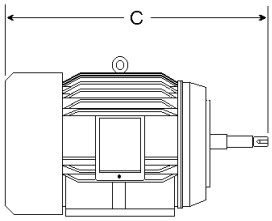

Century® Industrial Close-Coupled Pump Motors

Types JM, JP - Three Phase - Horizontal - TEFC - Rigid Base - Cast Iron Frame
3600 and 1800 RPM - 60 HZ - 10 thru 50 HP - CE, CSA, UL Approvals

CPE37

Features:

- Ball Bearing
- 40°C Ambient
- 60 Hz
- External Slinger
- Oversized, Locked Shaft End Bearing
- Frame Suffix Letters JM and JP Designate NEMA Standard Motors

Applications: Designed for the specific requirements of centrifugal pumps.

HP	RPM	Volts	Full Load Amps	Service Factor	Frame	Stock Number	Type	Insulation Class	Cast Iron	"C" Dim.	Efficiency	Notes
10	3500	208-230/460	17.5	1.15	215JM	**CPE37**	E+	F	√	21.35	89.5	361,363
10	3500	208-230/460	17.5	1.15	215JP	**CPE38**	E+	F	√	25.24	89.5	362,363
10	3500	575	14	1.15	215JM	**CPE39**	E+	F	√	21.35	89.5	
10	1750	208-230/460	12.5	1.15	215JP	**CPE36**	E+	F	√	25.24	89.5	362,363
10	1750	208-230/460	12.5	1.15	215JM	**CPE35**	E+	F	√	21.35	89.5	362,363
15	3500	208-230/460	17.5	1.15	254JM	**CPE42**	E+	F	√	26.6	90.2	362,364
15	3500	208-230/460	17.5	1.15	254JP	**CPE43**	E+	F	√	26.6	90.2	362,364
15	3500	575	14	1.15	254JM	**CPE44**	E+	F	√	26.6	90.2	
15	1750	208-230/460	19	1.15	254JM	**CPE40**	E+	F	√	26.6	91.0	362,364
15	1750	208-230/460	19	1.15	254JP	**CPE41**	E+	F	√	29.51	91.0	362,364
20	3500	208-230/460	28.5	1.15	256JM	**CPE47**	E+	F	√	27.8	90.2	362,364
20	3500	208-230/460	28.5	1.15	256JP	**CPE48**	E+	F	√	30.71	90.2	362,364
20	3500	575	22.8	1.15	256JM	**CPE49**	E+	F	√	27.8	90.2	
20	1750	208-230/460	24.5	1.15	256JP	**CPE46**	E+	F	√	30.71	91.0	362,364
20	1750	208-230/460	24.5	1.15	256JM	**CPE45**	E+	F	√	27.8	91.0	362,364
25	3500	208-230/460	34	1.15	284JM	**CPE52**	E+	F	√	30.92	91.0	362,364
25	3500	208-230/460	34	1.15	284JP	**CPE53**	E+	F	√	33.82	91.0	362,364
25	3500	575	27.2	1.15	284JM	**CPE54**	E+	F	√	30.92	91.0	
25	1750	208-230/460	31	1.15	284JM	**CPE50**	E+	F	√	30.92	92.4	362,364
25	1750	208-230/460	31	1.15	284JP	**CPE51**	E+	F	√	33.82	92.4	362,364
30	3500	208-230/460	45	1.15	286JM	**CPE57**	E+	F	√	32.1	91.0	362,364
30	3500	208-230/460	45	1.15	286JP	**CPE58**	E+	F	√	35	91.0	362,364
30	3500	575	36	1.15	286JM	**CPE59**	E+	F	√	32.1	91.0	
30	1750	208-230/460	37	1.15	286JM	**CPE55**	E+	F	√	32.1	92.4	362,364
30	1750	208-230/460	37	1.15	286JP	**CPE56**	E+	F	√	35	92.4	362,364
40	3500	208-230/460	56.5	1.15	324JM	**CPE62**	E+	F	√	32.93	91.7	362,364
40	3500	208-230/460	56.5	1.15	324JP	**CPE63**	E+	F	√	35.81	91.7	362,364
40	1750	208-230/460	47.5	1.15	324JM	**CPE60**	E+	F	√	32.93	93.0	362,364
40	1750	208-230/460	47.5	1.15	324JP	**CPE61**	E+	F	√	35.81	93.0	362,364
50	3500	208-230/460	67	1.15	326JM	**CPE66**	E+	F	√	34.11	92.4	362,364
50	3500	208-230/460	167	1.15	326JP	**CPE67**	E+	F	√	36.99	92.4	362,364
50	3500	575	53.6	1.15	326JM	**CPE68**	E+	F	√	34.11	92.4	
50	1750	208-230/460	59	1.15	326JM	**CPE64**	E+	F	√	34.11	93.0	362,364
50	1750	208-230/460	59	1.15	326JP	**CPE65**	E+	F	√	36.99	93.0	362,364

Notes:
361. 9 lead
362. 12 lead – Capability for Y Start-Delta Run
363. Double shielded bearings with no regreasing provisions
364. Open bearings with regreasing provisions

*Motors specially designed, tested and warranted to be **Corona-Free** for compatible inverter duty are marked on this page with E+ or E+3. See page 36 and 37 of this catalog for more Speed Engineered ® motors information.*

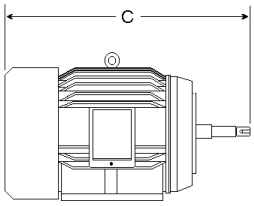

Phone: 866.887.5216

Types JM, JP and TCZ – Single-Phase – Horizontal – Dripproof – Rigid Base
3600 and 1800 RPM – 1 thru 10 HP – 1.15 Service Factor
Ball Bearings - Class B Insulation

P137

Features:

- Double Sealed Ball Bearings
- External Slinger
- Reversible
- ODP Enclosure
- 60 Hz
- 40°C Ambient
- Class B Insulation
- Oversized, Locked Shaft End Bearing
- Frame Suffix Letters JM and JP Designate NEMA Standard Motors
- Frame Suffix TCZ Designates Century West Coast Pump Standard Motors

Applications: Designed for the specific requirements of centrifugal pumps.

HP	RPM	Volts	Full Load Amps	Service Factor	Frame	Stock Number	Enclosure	Insulation Class	Protector	"C" Dim.	Efficiency	Notes
1	1745	115/230	15.0/7.5	1.15	143JM	**P121**	ODP	B	None	15.6		21
1	1745	115/230	15.0/7.5	1.15	143JP	**P126**	ODP	B	None	18.6		21
1.5	3450	115/230	16.0/8.0	1.15	143JM	**P122**	ODP	B	None	15.6		21
1.5	1725	115/230	15.0/7.5	1.15	145JM	**P123**	ODP	B	None	16.3		21
1.5	1745	115/230	18.0/9.0	1.15	145JP	**P128**	ODP	B	None	18.6		21
2	3450	115/230	19.2/9.6	1.15	145JM	**P124**	ODP	B	None	15.5		21
2	1745	115/230	20.4/10.2	1.15	182JM	**P137**	ODP	B	None	16.3		21
2	1750	115/230	25.0/12.5	1.15	182JM	**P228M2**	ODP	B	None	16.0	72.5	
2	1750	115/230	25.0/12.5	1.15	182JP	**P232M2**	ODP	B	None	18.9	72.5	
3	3450	230	13.4	1.15	182JM	**P130**	ODP	B	None	16.1		21
3	3450	230	13.4	1.15	182JP	**P131**	ODP	B	None	19.4		21
3	3500	115/230	34.0/17.0	1.15	182JM	**P229M2**	ODP	B	None	16.0	72.0	
3	1750	115/230	34.0/17.0	1.15	184JM	**P230M2**	ODP	B	None	17.0	77.0	
5	3450	230	20.0	1.15	184JM	**P140**	ODP	B	None	17.1	83.9	160
5	3450	200	24.0	1.15	184JM	**P133**	ODP	B	None	17.0		21
5	3520	230	26.0	1.15	184JM	**P231M2**	ODP	B	None	17.0	77.0	
5	3500	230	26.0	1.15	184JP	**P235M2**	ODP	B	None	20.1	78.5	
5	3520	230	26.0	1.15	184TCZ	**P212M2**	ODP	B	None	20.1	77.0	
5	1750	230	25.0	1.15	213JM	**P317M2**	ODP	B	None	17.6	81.0	
5	1750	230	25.0	1.15	213JP	**P324M2**	ODP	B	None	21.5	81.0	
5	1750	230	25.0	1.15	213TCZ	**P312M2**	ODP	B	None	20.7	81.0	
7.5	3500	230	39.0	1.15	213JM	**P318M2**	ODP	B	None	17.6	77.0	
7.5	3500	230	39.0	1.15	213JP	**P325M2**	ODP	B	None	21.5	77.0	
7.5	3500	230	39.0	1.15	213TCZ	**P311M2**	ODP	B	None	20.7	77.0	
7.5	1750	230	32.0	1.15	215JM	**P319M2**	ODP	B	None	19.1	86.0	
7.5	1750	230	32.0	1.15	215JP	**P326M2**	ODP	B	None	23.0	86.0	
7.5	1750	230	32.0	1.15	215TCZ	**P313M2**	ODP	B	None	22.2	86.0	
10	3500	230	42.0	1.15	215JM	**P320M2**	ODP	B	None	19.2	83.8	
10	3500	230	42.0	1.15	215JP	**P327M2**	ODP	B	None	22.2	83.8	
10	3500	230	42.0	1.15	215TCZ	**P321M2**	ODP	B	None	22.2	83.8	

Notes:
21. Terminal in bracket construction
160. Non-reversible, connected for CW facing end opposite shaft

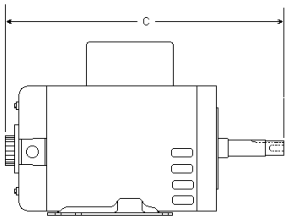

SPEED ENGINEERED®
Designed and tested for corona-free inverter duty

Motors specially designed, tested and warranted to be **Corona-Free** *for compatible inverter duty are marked in this catalog with as E+ or E+3.*

E-Plus® Speed Engineered® Inverter Duty Motor

Why Specify Speed Engineered® Inverter Duty Motors?

Variable frequency drives (VFDs), while offering advantages of greater control and energy savings to commercial and industrial motor users, can also cause premature winding failure in motors not designed specifically for inverter duty. Now Century engineers have developed a solid solution...Speed Engineered® Inverter Duty Motor.

Speed Engineered Inverter Duty Motors are specially designed and constructed to eliminate the destructive forces that can occur when motors are applied with drives. The Speed Engineered "Corona-Free" solution eliminates the causes of premature winding failure.

All Speed Engineered motors meet or exceed NEMA MG1-31 performance standards, in addition to carrying Century's Speed Engineered warranty for inverter duty applications.

The Causes of Premature Motor Failure

Research we conducted identified why motors can fail when used with variable frequency drives under certain operating conditions. The results were published in a white paper, The Simple Truth About Motor/Drive Compatibility, which is available from Century. Our findings revealed that "corona" as well as other potential hazards, can materialize and eventually damage motors applied with a drive.

What is Corona?

VFDs create high voltage pulses at the motor, especially when the motor and drive are separated by long power leads. Those high voltage pulses (or voltage spikes) develop voltage potential between adjacent conductors in the motor winding.

When the voltage generated in the air between the conductors is high enough, the air breaks down.

This breakdown is known as "corona." The discharge that is created forms ozone, which causes the motor's magnet wire insulation to disintegrate, causing premature failure.

This phenomenon has been around for a long time and affects a limited number of earlier vintage motor/drive applications. But with drives becoming more sophisticated, inverter switching rates increasing and the percentage of motors operating with drives growing rapidly, incidents of downtime are also growing, and corona is now getting a lot of attention in the motor/drive industry.

There are several techniques employed in the market to increase motor tolerance to corona. Although simpler and less costly, these practices are not always effective since corona is not cured...only bandaged. The only way to be sure the destructive efforts of corona will not compromise your motor/drive application is to eliminate corona altogether. This is easily accomplished by specifying Century Speed Engineered motors on your next project.

What Makes Corona-Free Speed Engineered® Motors Best For Motor-Drive Compatibility?

There are several solutions to the problem of motor insulation stress caused by inverters. Rather than just squelching the voltage overshoot which leads to corona, as mentioned earlier, the preferred method and the approach used by Century is to design the motor to be corona free at expected peak voltage. We begin with a design premise of understanding the magnet wire corona inception voltage (CIV) and distribution of voltage in the motor.

From that, our design approach becomes simply to:

Choose a winding layout that minimizes the proximity voltage differences and reliably positions insulation materials to improve dielectrics above the threshold of corona…

You may recognize this as the design approach for any motor, regardless if it is line operated or driven by an inverter. The difference is that with an inverter you must anticipate a much higher peak voltage and the rapid rise times of these potentially harmful pulses.

Phone: 866.887.5216

At Century®, we build a motor able to withstand voltage peaks 3.5 times what is stated on the motor nameplate. Therefore we design additional insulation (tape, sleeving, phase paper, etc.) and strategically locate this added insulation in a manner that will yield the necessary protection against the high voltage pulses that may occur between magnet wire strands. This approach yields the desired design integrity.

All Speed Engineered® motors have been upgraded to now incorporate the MAX GUARD® insulation system. Combining corona-resistant magnet wire with a low stress winding layout and uncompromising quality standards, MAX GUARD® delivers long, dependable motor life under the adverse thermal and dielectric stresses imposed by IGBT-based variable frequency drives.

Because Motor/Drive Applications Are so Varied, Century® Offers Two Distinct Families of Speed Engineered® Motors:

E-Plus® motors are the industry's first high efficiency, energy-saving motors, originally designed to meet the 1992 EPAct (Energy Policy Act of 1992) standards. With the expansion of the efficiency standards in EISA07 (Energy Independence and Security Act of 2007), E-Plus® motors now consist of motors previously exempt from the efficiency standards. In addition to their high efficiency, they carry the protection of the Speed Engineered® design and are warranted to offer the best performance available to inverter duty applications.

E-Plus® 3 motors are designed to meet the higher efficiency requirements of EISA07, offering even heartier energy-efficient performance and savings. All E-Plus® 3 motors are Speed Engineered® rated for compatible inverter duty applications.

Both E-Plus® and E-Plus® 3 motors are available in a variety of application configurations including: variable or constant torque loads, PWM, sensorless or sensored vector and with limited or broad speed ranges.

Speed Engineered® motors are rated for 4:1 speed ratio at constant torque or 6:1 at variable torque.

E-Plus® Motor



E-Plus® 3 Speed Engineered® Inverter Duty Motor

Index of Footnotes

No.	Footnote Description
1	Item to be discontinued when stock is depleted
2	Ball Bearing
3	Special OEM replacement motor
4	Supplied with lead and plug assembly
5	$ Energy efficient two value capacitor start, capacitor run motor
6	60/50 HZ
7	Resilient mounting rings included
8	Nema design A
9	Reversing plug
10	Reversible. Quick connect terminals
11	C Flange kit available
12	303 Stainless steel shaft
13	Six lead motor suitable for part winding start
14	Totally enclosed non-ventilated
15	56HZ = 7/8 keyed X 2 5/16 shaft
16	$ E-Plus energy efficient motor complying with EPact
17	Suitable for 208 volts @ 1.0 service factor
18	Includes 1/4 - 5/16 bushing
19	C & D flange kit available
20	$ Energy efficient capacitor start, capacitor run Conservationist motor
21	Terminal in bracket construction
22	3 thru bolts, 4.42 dia. Bolt circle
23	Suitable for 200/400 volt and 50 HZ
24	Mounting accessories packaged with motor
25	Has hex mounting hub on both ends for cradle base mounting
26	Extended thru bolts, shaft end only
27	Extended thru bolts, both ends
28	Blower kit adaptable, TEFC
29	60 degree C ambient
30	56,140 frame combination base (12 mounting holes)
31	40 degree C ambient
32	24” leads (minimum)
33	Roller bearings
34	Rigid base
35	Quick connect design bracket
36	Lug mount
37	Lead reversible, no plug
38	Includes conduit box, mounting screws, gasket, shipped detached
39	Gasketed conduit box
40	Four mounting holes in shell
41	Extended thru bolts, lead end only
42	Eight mounting holes in shell
43	Class A insulation
44	CCWLE rotation only
45	Capacitor start
46	Adapt-a-Lug motors (See lugs)
47	3/8 diameter shaft
48	1.0 Service factor at 50 HZ
49	1.0 Service factor
50	Use with 5MFD/370V @ 230 volt, 7.5MFD/370 volt @ 208 volt
51	Use downsize 250 Frame C & D flange kits (D-flange kit part # 800289-01, C-flange kit part # 800288-01
52	Two-speed connection: white-common, red-low, black-high
53	Twelve lead, wye delta
54	Triple build wire for greater high voltage insulation
55	Terminal board
56	TEAO gasketed conduit box - 3/4 extended thru bolts
57	Tapped holes for Coleman mount
58	Supplied with resilient mounting rings
59	Suitable for use with low ambient speed control
60	Stock no. 1218A adapter and rings supplied for base mounting
61	Start capacitor inside
62	Split Phase
63	Speck pump replacement motor
64	Spade connector
65	Six lead, Wye Delta
66	Sealed switch design
67	Rewire for second speed
68	PSC motor
69	Pin hole in shaft
70	Permanent Split Capacitor
71	No hubs on either end
72	No brake kit available
73	No base
74	Nema design A available until current stock is depleted, then will become Nema design B
75	Mounting rings not included
76	Motors shipped with thru bolts out shaft end - See photos above. May be reversed for vertical applications
77	Molex Terminal Plug
78	Moderate start torque
79	Leadless design
80	Large capacitor/terminal box construction
81	Includes base
82	Horizontal mount only
83	Extended thru bolts - 5/8
84	Energy efficient with split phase start, capacitor run with mounted capacitor
85	Energy efficient $ - capacitor start/run
86	Cord and plug with pull chain
87	Class F insulation
88	C & D flange kit adaptable, ODP, EMI Series 850000
89	60” leads
90	50 degree C ambient
91	5/8 extended thru bolts, 1 7/8 shaft length and 1/2 shaft dia.
92	48/56 FR = 1/2 X 1 1/2 shaft with 5/8 shaft adapter - 48/56 slotted 3 height base
93	36” cord
94	30” leads (minimum)
95	3/8 flatted shaft
96	2 thru bolts, 4.42 dia. Bolt circle
97	182T and 184T mounting holes, 4.5 shaft height
98	1/2 hub on shaft end and slinger
99	1/2 extended thru bolts, shaft end
100	1/2 diameter shaft
101	1.5 service factor
102	1.15 service factor
103	When using U. E. base, add (2) 1221A adapter rings to EACH mounting ring
104	Vertical mount
105	Use with 1805A or 2099A bracket
106	Use 4MFD/370V capacitor
107	Uprated - low service factor
108	Two-speed motor
109	Two side bosses
110	Two mounting holes in each bracket for a 9 and for a 10.18 bolt circle
111	Totally enclosed version of OCC1026
112	Totally enclosed fan cooled
113	Totally enclosed
114	Threaded shaft with Acme threads
115	This motor is rated for operation on 60 or 50 HZ power, full load amps listed at 60 HZ
116	Temperature sensitive thermostat with two leads for connection to external control
117	TEAO gasketed conduit box
118	TEAO
119	Suitable replacement for Aaon
120	Suitable replacement for 1/12 HP and 1/10 HP
121	Stronger 3/4 HP required for some applications
122	Stock number 91 has a stainless steel shaft and 20 leads for use on ice machines
123	Stock no. 684 BA dimension was 4, motors built after 4/98 will have a BA dim. Of 3 3/4
124	Stainless steel shaft
125	Special pivot style rigid base
126	Special mounting bracket
127	Special Hayward replacement for SP-1515-Z24-EBK, EBKC, C48M2A16A1
128	Special Doughboy replacement, less base, 40 degree C ambient, Al. Windings
129	Special Canadian motor, external relay is required
130	Sleeve bearing
131	Single flat on shaft
132	Shaft sleeve and key supplied for 5/8 diameter
133	Shaft N-W = 2.50 with two flats .04 deep, 2.16 long, 90 degrees apart
134	Shaft N-W = 2.50 with 5/8 diameter and keyway
135	Shaft has no flat
136	Shaft dim.= 9 X 1/2 X 8 1/2
137	Shaft dim.= 8-1/2 X 1/2 X 9 1/8
138	Shaft dim. = 9 X 1/2 X 7-1/2
139	Shaft dim. = 10-3/4 X 1/2 X 10-15/16
140	Shaft diameter is 1/2, N=2
141	Shaft diameter is 1/2, N=1.94 with .04 deep flat
142	Service factor amps
143	Service factor 1.00 under inverter power (sine wave power only 60 HZ) as shown above
144	Service factor 1.0 used on non-sinusoidal voltage wave forms
145	Run capacitor mounted on motor shell
146	Round frame
147	Resilient mounting rings included for refrigeration applications
148	Replacement for Carrier HD52AK652
149	Reconnect for separate speeds
150	Rated 50/60 HZ
151	Quick connect design bracket, auto overload protector
152	Pump series: L
153	Pump series: C
154	Previous stock numbers with X suffix are the same as current models
155	Polaris Vac-sweep (shaft adapter not required)
156	Open shaft end bracket
157	Open construction
158	Open motor construction, overload protector mounted at 12 O’clock
159	Open dripproof
160	Non-reversible, connected for CW facing end opposite shaft
161	No side bosses
162	No resilient rings. 12 leads with Molex terminal
163	No keyway, double flat
164	No hub on lead end end frame
165	No extended thru bolts
166	No conduit box
167	New Quad-Plus model - removable base (RMOV), vertical shaft up or down and steel frame construction
168	Nema 42/48 C-face, 1/2 diameter keyed shaft, 1 5/16 long
169	Motors produced before June, 2003 are E+
170	Motors may be rewired to run CW
171	Motor is thermally protected
172	Motor is center mounted
173	Motor has 4 studs
174	Motor fits torque mount
175	Molex lead connection plug, 12 long leads
176	Moisture proof stator
177	Meets the requirements of the energy policy act of 1992
178	Low speed 1/2 HP
179	Low amps
180	Low amp replacement for a variety of OEM Special and SPL 5 horsepower requirements
181	Loose lead construction
182	Locked bearing on drive end
183	Lifting provisions
184	Lead exit is on shaft end
185	Items with Universal and Century stock numbers and same specifications are identical. The Century stock numbers will be discontinued when stock is depleted.
186	Item to be discontinued when stock is depleted. Discontinued items available form Graham Transmission, Inc.
187	Incudes mounting bracket and shaft bushing
188	Includes split bushing and key for 5/8 shafts. 3 thru bolts on a 4.42 dia. Bolt circle
189	Includes split bushing and key for 5/8 shafts
190	Includes pilot light detector
191	Includes mounting bracket
192	Includes four (4) 10-32 mounting holes
193	Includes former GE brand equipment
194	Includes fan blade
195	Includes 6’ cord and switch
196	Includes 5/8 adapter and key

Phone: 866.887.5216

Index of Footnotes

No.	Footnote Description
197	Includes 2 speed plug
198	Impedance protected
199	Horizontal rigid base
200	Has special 3.15 bolt circle
201	Four studs on a 5.15 diameter bolt circle
202	For motor only, use J375
203	For motor only, use J373
204	For motor only, use J372
205	For motor only, use J370
206	MasterFit motor, for additional information see page 73
207	Fleximount arms are not attached to motor - bellyband with arms is packed with motor
208	Fits most 38GS Series
209	FB1106 & FR1106 also replaces motor used on Kramer Trenton units DD661, DD791 (use FR1106 for vertical applications
210	FB1076/FR1076 also replaces Kramer Trenton 045-004 and Universal HF3W0R8K, HF3W052N
211	FB1056 is the same as FB1056X
212	FB1056 also replaces Dunham Bush motor MTR-226
213	Farm duty - gasketed conduit box and capacitor cover
214	F2 Assembly
215	Eyelet terminals on the leads
216	Equipped with rotation switch for easy reversibility
217	Equipped with provisions for mounting 4 X 4 conduit box
218	Energy efficient $ - split phase start/capacitor run
219	Dual voltage connection: black-common, white-120 volt, red-240 volt
220	Dripcover kit available (Part # 103017-03)
221	Does not have conduit box
222	Does not have aluminum adapter bracket
223	Direct replacement for Surge milk pumps, Babson motor #27732, requires 30MFD/370VAC capacitor, separately - not supplied
224	Direct replacement for GE WB26X24, WB26X40 and WB26X45
225	Direct replacement for gaffer and sattler and dyna vent
226	Direct replacement for Carlin 27490S
227	Direct replacement for Beckett 21805U
228	CWSE not reversible
229	CWLE rotation
230	CSA approvable not applicable
231	Includes 8/32 mounting studs
232	Closed main frame, 2 1/2 rings, 14 leads
233	Class B insulation
234	Century nameplated product
235	Centurion II motors are switchless. Designed in a 48 frame shell diameter that is .80 inches smaller than the 56 frame Centurion and Centurion SE designs
236	CCW rotation facing opposite shaft end
237	Carrier replacement for HD60FK651, special BA dim. = 4.12
238	Carrier replacement for HD60FK652, special BA dim. = 4.12
239	Capacitor attached
240	Capacitor and rainshield included
241	Capacitor and rain shield included
242	BX connector
243	Base & clamp included, 9.44 ring to ring dimension
244	Ball/sleeve construction
245	Ball Bearing, for motor only, use J320
246	B668 fits pump #LA01N manufactured March, 1997 to present
247	B667 fits pump #LA01 manufactured March, 1997 and prior
248	B14 mount
249	Arneson Pool Sweep
250	Also 1/10 Hp at 1050 RPM
251	All 1 HP and 1 1/2 HP motor supplied with conversion kit allowing motor to be used in most 56 frame applications
252	8.5 foot conductor cord and plug with strain relief attached
253	5/8" dia. keyed and flatted shaft 6" long
254	8.26" bolt circle, .28" diameter mounting holes
255	70 degree C ambient
256	7-3/8" diameter bolt circle
257	60 HZ only
258	6 MFD/370V @ 230V, 8MFD/370V @ 280V
259	575 volt brake coil
260	56Z = 1/2" flatted shaft
261	56Z = 1/2" flat X 1-1/2" shaft, 3 1/2 shaft height
262	56Z = 1/2"' flat X 1.62" shaft, with 56 FR. Base
263	53" leads
264	50/60 HZ 1.4/1.7 Amps
265	50 leads, 2 1/2 resilient rings
266	50 HZ, 190/380 volt, 925 RPM
267	50 HZ - 1.00 service factor, 190/380 volt
268	50 HZ
269	50 cycle only
270	5/8 keyed shaft with flat
271	5/8 keyed shaft
272	5/16 diameter shaft
273	48Z = 5/8 dia. X 2 shaft, with 3 height
274	48Z = 1/2 flat X 1.88 shaft, with 48 FR base
275	48-56 frame mounting - 3 shaft height, sleeve and key adapter to 5/8 shaft
276	48-56 frame mounting - 3 1/2 shaft height, sleeve and key adapter to 5/8 shaft
277	47" leads
278	40" leads
279	4 thru bolts and 4 dummy studs on a 5.16 diameter bolt circle
280	4 in 1 multi-horsepower motor, replaces 1/3, 1/4, 1/5, 1/6 HP
281	36" leads
282	3450 RPM for 60 HZ and 2875 RPM for 50 HZ
283	31" line leads, 5 capacitor leads
284	31" leads (minimum)
285	3/8-16, Left hand threads, CWPE rotation
286	3.5 shaft height
287	3 shaft height
288	26" leads (minimum)
289	12-1/4" leads
290	230V and 208V connection, same torque
291	208 Volt @ 1.0 Service factor
292	20" leads
293	9" leads
294	2.6" shaft height
295	2 shaft length and 1/2" shaft diameter, sleeve and key adapter to 5/8"
296	2-Speed shipped less hi-lo switch for remote control
297	184T base, 4.5 shaft height
298	2-1/4 X 7/8 keyed shaft
299	15" leads
301	115 volt tap off main winding to power gear drive unit
302	11" leads (minimum)
303	11" leads
304	10.19 bolt circle, .28 diameter mounting holes
305	10-1/2" leads
306	1/4-20 UNC-2B tapped holes on a 4.67 diameter bolt circle
307	1/2" shaft, sleeve and key adapter to 5/8 shaft
308	1/2" hub on shaft end frame with slinger. Grommet on lead exits.
309	1/2" extended thru bolts
310	1/2" double flat shaft, 2 1/2 rings
311	1/2" dia. Shaft - single flat
312	1.40 Service factor
313	1" extended thru bolts each end
314	1" extended thru bolts
315	1-7/8" shaft end, 1/2 lead end extended thru bolts
316	1-5/8" shaft end, 7/8 lead end extended thru bolts
317	1-5/8" extended thru bolts
318	1-1/2" extended thru bolts
319	C Dimension is the total length including shaft
320	56Y = 7/8" diameter keyed shaft, 2.25 long
321	Bohn/Heatcraft mounting hardware and OEM fan blade included.
322	Mechanically Reversible
323	Kit includes three fans: 4" blade, 5.50" dia., CCW rot., 5" blade, 5.50" dia. CCW rot. 5" blade, 4.00" dia. CW rot.
324	Motor fits tongue mount
325	Can be mounted vertically by adding 10301702 cover (sold separately)
326	Cast Iron
327	Carrier Sensor Assembly (50HJ 401 484) not included
328	Square Frame
329	For use with adjustable base
330	56Z = 1/2" shaft with flat, 1.62" long
331	Cannot be mounted with rings – ring to ring dimension is body length
332	No connector plug, leads only
333	Aluminum shell
334	Reversible
335	Energy Efficient, cap start, low speed, PSC high speed
336	Capacitor start, low speed, PSC high speed
337	Connection diagram may be #23, old #125 or new #125 depending on date of manufacture
338	Taco replacement
339	Armstrong replacement
340	Bell and Gosset replacement
341	1/2" dia. - shaft 2.25" long
342	5/8" dia. - shaft 2.37" long
343	5/8" keyed shaft - 3.88" long
344	5/8" keyed shaft - 2.31" long
345	Rigid base - wall mount
346	65 degree C ambient
347	3 thru bolts, 4.62 dia, bolt circle
348	6-1/2" diameter body
349	2-1/4" mounting rings
350	Conduit connector included
351	eMod equipped motor
352	Pentair, almond paint, direct replacement motor
353	56Z = 5/8" diameter keyed shaft, 2-1/8" long
354	56Z = 7/8" diameter keyed shaft, 2-1/4" long
355	Base 805C290H04 and Clamps 165B674A01 available
356	3 rear mounting holes
357	4 thru bolts, 4.42" dia. bolt circle
358	4 thru bolts, on 4.62 dia. bolt circle
359	4 studs with spacer and nut on a 3.87 diameter bolt circle
360	4 thru bolts on a 5.15 dia. bolt circle
361	9 leads
362	12 lead – capability for Y Start-Delta Run
363	Double shielded bearings with no regreasing provisions
364	Open bearings with regreasing provisions
365	3 leads
366	6 leads
367	12 leads
368	Inverter Duty
369	Automatic Protector
370	48" leads
371	Removable 56H rigid base
372	VCM™ Feature (Voltage Change Module)

Index – Stock Motors

STOCK NUMBER	PAGE	STOCK NUMBER	PAGE	STOCK NUMBER	PAGE	STOCK NUMBER	PAGE
B1000	23	B638	13	CPE14	33	CP016	31
B116	12	B653	13	CPE15	33	CP017	31
B120	12	B654	13	CPE16	33	CP018	31
B121	12	B657	13	CPE17	33	CP019	31
B122	12	B662	22	CPE18	33	CP020	31
B123	12	B663	22	CPE19	33	CP021	31
B124	12	B667	22	CPE20	33	CP022	31
B125	12	B668	22	CPE21	33	CP023	31
B126	12	B795	13	CPE22	33	CP024	31
B127	12	B796	13	CPE23	33	CP025	31
B128	12	B808	13	CPE24	33	CP026	31
B129	12	B809	13	CPE25	33	CP027	31
B130	12	B817	13	CPE26	33	CP028	31
B131	12	B818	13	CPE27	33	CP029	31
B2232	20	B835	12	CPE28	33	CP030	32
B2233	20	B836	12	CPE29	33	CP031	32
B2234	20	B845	17	CPE30	33	CP032	32
B2235	20	B849	17	CPE31	33	CP033	32
B227SE	12	B855	17	CPE32	33	CP034	32
B228SE	12	B966	14	CPE33	33	CP035	32
B229SE	12	B966T	7	CPE34	33	CP036	32
B230SE	12	B969	14	CPE35	34	CP037	32
B231SE	12	B970	14	CPE36	34	CP038	32
B236	20	B971	14	CPE37	34	CP039	32
B237	20	B972	14	CPE38	34	CP040	32
B238	20	B974	14	CPE39	34	CP041	32
B2661	17	B976	14	CPE40	34	CP042	32
B2748	17	B978	14	CPE41	34	CP043	32
B2840	17	B985	18	CPE42	34	CP044	32
B2841V1	17	BG128A	9	CPE43	34	CP045	32
B2842	17	BG129A	9	CPE44	34	CP046	32
B2843	17	BG130A	9	CPE45	34	CT1052	10
B2844	17	BG131A	9	CPE46	34	CT1072	10
B2846	17	BG2844A	9	CPE47	34	CT1102	10
B2847	17	BG748A	9	CPE48	34	E118E	31
B2848	17	BG848A	9	CPE49	34	E157E	31
B2852	17	BG853A	9	CPE50	34	E159E	31
B2853	17	BG854A	9	CPE51	34	E172E	31
B2854	17	BG855A	9	CPE52	34	E368M2	32
B2858	17	BN23V1	19	CPE53	34	E369M2	32
B2859	17	BN24V1	19	CPE54	34	E371M2	32
B2973	14	BN25V1	19	CPE55	34	E372M2	32
B2973T	7	BN34V1	19	CPE56	34	E374M2	32
B2975	14	BN35V1	19	CPE57	34	E375M2	32
B2975T	7	BN36	19	CPE58	34	E377M2	32
B2977	14	BN37V1	19	CPE59	34	E378E	32
B2977T	7	BN40SS	19	CPE60	34	E482M2	32
B2979	14	BN50V1	19	CPE61	34	E483M2	32
B2979T	7	BN51	19	CPE62	34	E488M2	32
B2980	18	BN61	19	CPE63	34	E489M2	32
B2980T	7	BN62	19	CPE64	34	E491M2	32
B2981	18	BN63	19	CPE65	34	E492M2	32
B2981T	7	BV90	22	CPE66	34	ECM16CU	5
B2982	18	BV91	22	CPE67	34	ECM16SQU	5
B2982T	7	CK1052	10	CPE68	34	ECM27CU	6
B2983	18	CK1072	10	CP010	31	ECM27SQU	6
B2983T	7	CK1102	10	CP011	31	H137	30
B2984	18	CPE10	33	CP012	31	H155	30
B2984T	7	CPE11	33	CP013	31	H192	30
B2987	18	CPE12	33	CP014	31	H193	30
B625	22	CPE13	33	CP015	31	H194	30

Phone: 866.887.5216

STOCK NUMBER	PAGE
H195	30
H196	30
H197	30
H198	30
H247	30
H248	30
H251	30
H254	30
H259	30
H281	27
H282	27
H283	30
H298	30
H299	30
H428	30
H429	30
H446	30
H450	27
H451	27
H491	27
H492	27
H506	30
H508	30
H511	30
H513	27
H514	27
H515	30
H516	30
H592	30
H593	30
H607	30
H609	30
H612	30
H616	27
H617	27
H628	30
H629	30
H635	27
H636	27
H637	27
H661	30
H704	27
H705	27
H706	30
H707	30
H713	30
H714	30
H733	30
H734	30
H736	30
H740	27
H741	27
H755	23, 27
H948	30
H966	30
H967	30
H968	30
H969	30
H970	30
H995	23
HSQ095	8

STOCK NUMBER	PAGE
HSQ125	8
HSQ165	8
HSQ220	8
HSQ260	8
HSQ1052	25
HSQ1072	25
HSQ1102	25
HSQ1152	25
HSQ1202	25
HSQ1302	25
HSQ1502	25
HST080	8
HST110	8
HST150	8
HST225	8
HST275	8
K1030	28
K1032	28
K1050	28
K1052	28
K1070	28
K1072	28
K1100	28
K1102	28
K1150	28
K1152	28
K1200	28
K1202	28
K3072	26
K3102	26
K3152	26
K3202	26
N148E	33
N149E	33
N153E	33
N157E	33
N161E	33
P121	35
P122	35
P123	35
P124	35
P126	35
P128	35
P130	35
P131	35
P133	35
P137	35
P140	35
P212M2	35
P228M2	35
P229M2	35
P230M2	35
P231M2	35
P232M2	35
P235M2	35
P311M2	35
P312M2	35
P313M2	35
P317M2	35
P318M2	35
P319M2	35

STOCK NUMBER	PAGE
P320M2	35
P321M2	35
P324M2	35
P325M2	35
P326M2	35
P327M2	35
Q1032	29
Q1052	29
Q1072	29
Q1072ES	24
Q1102	29
Q1102ES	24
Q1152	29
Q1152ES	24
Q1202	29
Q3052	26
Q3072	26
Q3102	26
Q3152	26
Q3202	26
Q3302V1	26
QC1052	15
QC1072	15
QC1102	15
R1052	24
R1072	24
R1072ES	24
R1102	24
R1102ES	24
R1152ES	24
R1202ES	24
R232M2	23
R237M2	23
R257M2	23
R338M2	23
R339M2	23
SDS1102	21
SDS1152	21
SDS1202	21
SDS1252	21
SDS1302	21
SK1052	10
SK1072	10
SK1102	10
SK1152	10
SK1202	10
SK1302V1	10, 28
SN1072	25
SN1102	25
SN1152	25
SN1202	25
SN1302	25
SQ1032	15
SQ1052	15
SQ1072	15
SQ1102	15
SQ1152	15
SQ1202	15
SQ1302V1	15
SQG1202A	9
SQG1302A	9

STOCK NUMBER	PAGE
SQL1072R	16
SQS1072R	16
SQS1102R	16
SQS1152R	16
SQS1202R	16
ST1052	10
ST1072	10
ST1102	10
ST1152	10
ST1202	10
ST1302V1	10, 28
STG1102A	9
STG1202A	9
STG1302A	9
STS1102RV1	11
STS1152R	11
T1032	28
T1052	28
T1072	28
T1102	28
T1152	28
T1202	28
T3052	26
T3072	26
T3102	26
T3152	26
T3202	26
UCT1072	11
UCT1102	11
UCT1152	11
UQC1072	15
UQC1102	15
UQC1152	15
USN1102	25
USN1152	25
USN1202	25
USN1252	25
USN1302	25
USQ1052	15
USQ1072	15
USQ1102	15
USQ1152	15
USQ1202	15
USQ1252	15
USQG1072A	9
USQG1102A	9
USQG1152A	9
UST1072	11
UST1102	11
UST1152	11
UST1202	11
UST1252	11
USTG1102A	9
USTG1152A	9
V214M2	23

Statement of Warranty Policy

Warranty Period

All Century® motors are warranted against defects in materials and workmanship for a period of twelve (12) months from the date of installation or twenty-four months (24) from the date of manufacture, whichever comes first.

Limitation of Remedy

In the event of a breach of the warranty within the applicable warranty period, Century shall have the option of (1) repairing such motor; (2) supplying an identical or substantially similar replacement motor FOB, Century's factory; or (3) refunding or giving credit for the purchase price of such motor.

The remedy set forth above shall be the sole and exclusive remedy for the motors failing within the applicable warranty period. Century, shall not be liable for any lost profits, loss of use, or any other consequential, special or incidental damages.

DISCLAIMER OF IMPLIED WARRANTIES

EXCEPT AS MAY BE REQUIRED UNDER APPLICABLE LAW, THE LIMITED WARRANTY SET FORTH ABOVE IS THE EXCLUSIVE WARRANTY PROVIDED WITH THE MOTORS. ALL OTHER WARRANTIES, WHETHER WRITTEN OR VERBAL, EXPRESSED OR IMPLIED, INCLUDING THE IMPLIED WARRANTIES OF MERCHANTABILITY AND FITNESS FOR A PARTICULAR PURPOSE ARE EXPRESSLY DISCLAIMED BY CENTURY.

Conditions of Warranty

This limited warranty shall be void and of no effect if:

1. The motor has been subjected to improper handling, storage or installation, or subject to abuse or unauthorized repairs;
2. The motor was not suitable for the application or operated above its rated load; or
3. The motor was subject to water damage including motor bearing failures resulting from pump seal failures.

Authorized Location

Defective motors which have failed during the applicable warranty period must be returned freight prepaid to an Century's authorized distributor.
Call 800-672-6495.

How to Read Date Codes on Motor Nameplates & Labels

Introduction of a new standard date code was implemented in August of 2006 and is used on all Century product. The first three characters represent the day of the year, the next two the year, and the last two the plant code. For example, 123064M, would mean the 123rd day of 2006 (12306) manufactured in Century's plant (4M).

Century® A Regal Brand, Formerly A. O. Smith (Original Date Code)

Plant code–Month–Year. Example: 7B99. 7 is a plant code designation, B is the month (January is A, February is B, etc.) and 99 is the year.

Century® A Regal Brand, Formerly Magne Tek (Original Date Code)

Year code–Month. Example: CD3. CD is the year (see table below). 3 is the month (1-12).

1992	BK	1996	BP	2000	BU	2004	BZ
1993	BL	1997	BR	2001	BW	2005	CA
1994	BM	1998	BS	2002	BX	2006	CB
1995	BN	1999	BT	2003	BY		

Phone: 866.887.5216

Centurion® PRO

PREMIUM POOL & SPA MOTORS

Built for Pool Professionals by Pool Professionals

When it comes to durability, installer – friendly features, and overall ergonomics, no other replacement pump motor comes close to a superbly crafted Centurion® PRO pool and spa motor. In addition to the most reliable switch and governor in the industry and premium bearings on both the pump and lead ends of the motor, the innovative hybrid end frame design boasts a new PCB terminal board, voltage change device and a definitive shaft access path. The Centurion PRO design packs best-in-class features into a rugged, accessible layout that improves the installation experience.

***New!* Definitive Shaft Access**

***New!* Terminal Board & Lead Access**

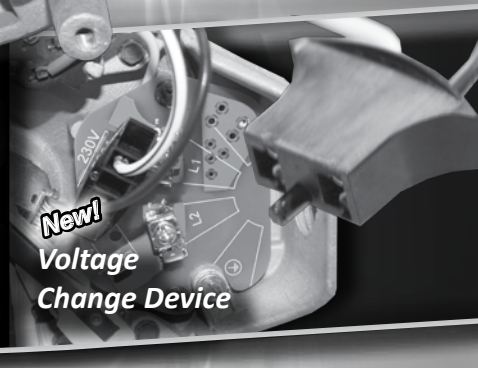

***New!* Voltage Change Device**

Premium Pool & Spa Motors

Professional Grade Single Speed

Centurion® PRO
PREMIUM POOL & SPA MOTORS

FEATURES

- NEW – Hybrid end frame design
- NEW – PCB terminal board
- NEW – Voltage change device
- NEW – Definitive shaft access (7/16" wrench)
- Auto Protector
- "1081" Design
- 304 Bearing Shaft End
- Sealed Ball Bearings
- 60 Hz
- 50°C Ambient
- Rotation: CCW Pump End
- 303 Stainless Steel Threaded Shaft
- Open Dripproof

THP	RPM	Volts	Amps	Service Factor	Frame	Flange	Centurion PRO Stock Number	Century Cross Reference	Nidec/U.S. Motors Cross Reference	SN Tech Cross Reference
0.95	3450	115/230	12.2/6.1	1.0	48Y	Square	**HSQ095**	SQ1052 USQ1072	ESQ1052 EUSQ1072	C1304 C1244
1.25	3450	115/230	14.8/7.4	1.0	48Y	Square	**HSQ125**	SQ1072 USQ1102	ESQ1072 EUSQ1102	C1305 C1245
1.65	3450	115/230	18.8/9.4	1.0	48Y	Square	**HSQ165**	SQ1102 USQ1152	ESQ1102 EUSQ1152	C1306 C1246
2.20	3450	230	9.7	1.0	48Y	Square	**HSQ220**	SQ1152 USQ1202	ESQ1152 EUSQ1202	
2.60	3450	230	11.4	1.0	48Y	Square	**HSQ260**	SQ1202 USQ1252	ESQ1202 EUSQ1252	C1308 C1335
0.80	3450	115/230	10.8/5.4	1.0	48Y	Square	**HST080**	ST1052 UST1072	EST1052 EUST1072	C1098 C1321
1.10	3450	115/230	13.6/6.8	1.0	56J	C-Face	**HST110**	ST1072 UST1102	EST1072 EUST1102	C1099 C1318
1.50	3450	115/230	17.2/8.6	1.0	56J	C-Face	**HST150**	ST1102 UST1152	EST1102 EUST1152	C1100 C1319
1.25	3450	115/208-230	20.4/10.9-10.2	1.0	56J	C-Face	**HST225**	ST1152 UST1202	EST1152 EUST1202	C1101 C1320
1.75	3450	208-230	12.3-11.3	1.0	56J	C-Face	**HST275**	ST1202 UST1252	EST1202 EUST1252	C1102 C1149

Important:

1. Total output (HP x service factor) of replacement motor must equal or exceed motor being replaced.
2. The pool motors on this page are **NOT equipped with a Safety Vacuum Release System (SVRS)**. SVRS helps prevent drowning due to body entrapment on underwater drains. In some pool configurations, if a person's body covers the drain, the person can be trapped by suction. The SVRS turns off the pump if this occurs.

⚠ WARNING

Depending on your pool configuration, a SVRS may be required to meet local, state, and federal requirements.

HST150

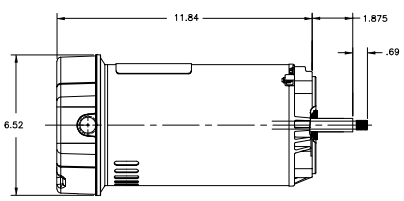

HSQ125

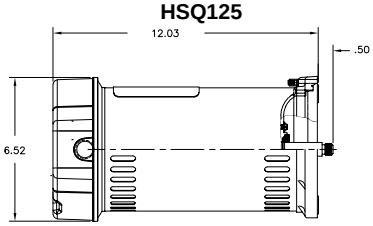

For more information, visit

www.pool-motors.com

VGreen® 165

Recognized as a leading supplier of electric motors to the leisure water industry, Century thrives on bringing innovative, high quality pool and spa replacement pump motors like the new VGreen 165 to market. The highly anticipated VGreen 165 variable speed motor joins a growing Century lineup of premium efficiency ECM replacement pump motors. Fully featured, the entry level VGreen 165 incorporates durable TEFC construction with ECM technology to deliver premium energy efficiency of over 80 percent versus a standard single speed motor. Now energy conscious pool owners have an affordable replacement pump motor option that delivers the performance they demand with the programming flexibility they desire.

PROGRAMMING FLEXIBILITY

The VGreen 165 offers three variable speeds programmable from 600 to 3450 RPM, allowing users to easily identify and set the appropriate speeds to minimize energy consumption and lower the overall cost of pool ownership all while maintaining the proper pool environment. Pool size, the presence of additional water features, chemical maintenance needs, and environmental factors will impact the equation with every pool having unique requirements. The programming flexibility offered by the VGreen 165 makes it possible for pool owners to easily identify and adjust speed and duration settings necessary to maintain their pools and to maximize energy savings.



REPLACEMENT VERSATILITY

Available in both square flange and C-face configurations, the highly versatile VGreen 165 motor can be utilized in pool pump applications ranging from 1/2 to 1.65 total horsepower. Installation on most pumps regardless of manufacturer is as simple as replacing a standard single speed motor, with no additional wiring or plumbing required thanks to the VGreen motor's integrated user interface. Equipped with digital inputs, the VGreen 165 motor is even compatible with third party pool automation systems.

ADDITIONAL PREMIUM FEATURES & BENEFITS

- TEFC construction; UV/rain-proof enclosure → Premium construction for reliability and performance
- Freeze protection → Automatic at 39°F (if motor turned on)
- Reduced noise emissions → Meets FCC Part 15, Class B
- Manual override → No need to adjust programmed settings

www.pool-motors.com

Try Saving Some Serious GREEN!

Upgrade a pool motor now with the new VGreen 165 from Century®

and save up to **80%** *on energy cost.*

Century®

Distribution Marketing
1325 Heil Quaker Blvd.
LaVergne, TN 37086
PH: 866-887-5216
FAX: 800-468-2062

www.centuryelectricmotor.com

A Regal Brand

REGAL

www.regalbeloit.com

© 2014 Regal-Beloit Corporation Bulletin 1081 7/2014